



UNIVERSITY OF COLORADO BUFFALOES / SPORTS INFORMATION SERVICE

Fieldhouse Annex #50, 357 UCB, Boulder, CO 80309-0357

Telephone 303/492-5626 (FAX: 303/492-3811; E-mail: david.plati@colorado.edu; curtis.snyder@colorado.edu)

David Plati (Associate AD/Sports Information), Curtis Snyder (Associate SID), Andrew Green (Assistant SID), Troy Andre (Assistant SID/
Internet Managing Editor), Linda Poncin (Assistant SID), B.G. Brooks (Contributing Editor/CUBuffs.com), Cole Mickelson (Graduate Assistant)

www.CUBuffs.com

© 2011 CU Athletics

2011 COLORADO BUFFALO FOOTBALL

GAME 2—CALIFORNIA



EMBREE TO LOOK FOR FIRST WIN IN HOME OPENER AGAINST CAL

SATURDAY, SEPTEMBER 10, 2011 • 1:30 p.m. MDT • Folsom Field (53,613), Boulder, Colo.

RELEASE NUMBER 2 (September 6, 2011)

FCS-Pacific (National) | KOA-RADIO | CUBUFFS.COM (Live Stats)

QUICKLY SPEAKING ...

The **Colorado Buffaloes** (0-1, 0-0 Pac-12) have their home opener this Saturday against the **California Golden Bears** (1-0, 0-0 Pac-12) in a 1:30 p.m. kickoff at Folsom Field ... The game will be televised nationally by Fox College Sports (Pacific), with the game produced by Comcast out of San Francisco; FCS-Pacific airs over Comcast Channel 415 in Denver/Boulder and is on DirecTV (either channel 617 or 623 at press time; this is also a change; originally the game was slated for FCS-Atlantic) ... It will be the first home game for CU head coach **Jon Embree**, who last coached a game in Folsom on Sept. 6, 2003 as the wide receivers coach for UCLA (CU won that game, 16-14); his last game on the sidelines as a CU aide was on Nov. 16, 2002 in a 41-27 Buff win over Iowa State ... Though both schools are now members of the Pac-12 Conference, this is NOT a league game; the two schools signed a home-and-home contract early last decade and the Buffs played the front end of the two games last Sept. 11 in Berkeley. The Pac-12 office okayed the return match as a non-conference games, meaning both schools will play 10 of the other 11 schools: CU won't play Oregon State and Cal won't line up across from Arizona ... California leads the series 3-2; the team that scored first has won all five games, and in fact, the losing team has never led in any of the previous five contests... CU opened with a 34-17 loss at Hawai'i, while Cal defeated Fresno State, 36-21 ... There are about 7,000 tickets remaining for the Cal game and 3,000 of CU's allotment for the Sept. 17 game against Colorado State at Denver's Sports Authority Field at Mile High ... Visit CUBuffs.com/gameday as your one stop for everything, including our on-line media guide and live stats.

[DEPTH CHART ON PAGE 48; ROSTER ON PAGES 49-50](#)

CU-CAL: FCS-Pacific (National) / Barry Tompkins (play-by-play) / Mike Pawlawski (color analyst) / Kate Longworth (sideline) / Doug Marino (producer)

STAT OF THE WEEK

WR Paul Richardson has played just 13 games in a CU uniform, he already has eight touchdown receptions, including three games with two TD catches; the latter already ties him for the third-most games with two in CU history with six other players, trailing only Rae Carruth and Derek McCoy, who had five two-TD games; Carruth and Richard Johnson are the only players with three in a game, each doing so once. As for the eight touchdowns overall, he's already tied for the 18th-most in Buff annals.

OBSURE NOTE OF THE WEEK

Colorado's defense for the most part had a pretty good outing against Hawai'i; obviously all plays count, but the Warriors did get 163 of their 343 yards (48 percent) on just five plays (or eight percent of their 65 total plays). While converting 8-of-16 third down tries, many thanks to their talented scrambling quarterback Bryant Moniz, they earned first downs on just 4-of-21 tries on second down (2-of-18 with five-plus yards to go for a first down). If a team is having a truly bad day defensively, it often show up on second down; UH ran 21 plays for just 58 yards (2.8 per; by comparison, CU averaged 6.2). First down has been an issue the last four years, with the opponent averaging six or more yards for the season; Hawai'i did average 6.1 on 27 first down plays, but had just 10 plays with five or more yards. If you take out Moniz' 57-yard touchdown run on a broken play, that average dropped to a respectable 4.1.

2011 COLORADO SCHEDULE & RESULTS (0-1, 0-0 PAC-12)

Date	CU*	Opponent	Opp*	TV	Result/Time	2011	Series	This-N-That
						Record		
Sept. 3	NR	at Hawai'i	NR	ESPN2	L 17-34	1-0	1- 2-0	UH jumped to 17-0 halftime lead; CU pulls to within 24-17 but Warriors hang on
SEPT. 10	NR	CALIFORNIA	NR	FCS (P)	1:30p	1-0	2- 3-0	In five games, the losing team in series has never led; Cal won 52-7 in 2010
Sept. 17		Colorado State (Denver)		FSN	11:30a	1-0	60-20-2	CU defense dominant in 24-3 win, holding Rams to 245 yards (49 rushing)
Sept. 24		at Ohio State		TBA	TBA	1-0	1- 3-0	First meeting since 1986 in Columbus, where CU is 1-1 (big 20-14 win in '71)
OCT. 1		+ WASHINGTON STATE (FW)		TBA	TBA	1-0	4- 2-0	The two swapped road wins in '03 (WSU in Boulder) and '04 (CU in Seattle)
Oct. 8		+ at Stanford		TBA	TBA	1-0	3- 3-0	Last trip to Palo Alto ('93) produced a barn-burning, 41-37 Stanford win
Oct. 15		+ at Washington		TBA	TBA	1-0	5- 5-1	UW, with former CU coach Rick Neuheisel, swept H-and-H in '99 and '00
OCT. 22		+ OREGON (HC)		TBA	TBA	0-1	8- 7-0	Last meeting in '02 Fiesta Bowl—when both felt snubbed for BCS title game
Oct. 29		+ at Arizona State		TBA	TBA	1-0	0- 2-0	Schools, 600 miles apart, finally met for the 1st time in 2006-07: ASU won both
NOV. 4		+ SOUTHERN CALIFORNIA (N)		ESPN2	7:00p	1-0	0- 5-0	First home Friday night game in CU history (three road/ two bowls, '71 & '88)
NOV. 12		+ ARIZONA		TBA	TBA	1-0	12- 1-0	CU defensive assistants Brown (DC), Tuiaosopo (DL) on '10 UA staff
Nov. 19		+ at UCLA		TBA	TBA	0-1	2- 4-0	Embree to line up against former mentor (Neuheisel) and own son (Taylor)
Nov. 25		+ at Utah		FSN	1:30p	1-0	30-24-3	Old rivals were actually set to resume series in 2012 after 50-year dormancy
Dec. 2		Pac-12 Championship Game		FOX	6:20p			at campus site of the division winner with the best record

(All times mountain. KEY: *—AP rank at time of game; +—Pac-12 Conference game (Cal game is non-league; N—Night game; HC—Homecoming; FW—Family Weekend.)

COLORADO FOOTBALL MEDIA SERVICES

- Head coach **Jon Embree** holds a **Tuesday press luncheon** in the Dal Ward Athletic Center, starting at 11:30 a.m. with lunch (Embree starts promptly at Noon). This year's dates: Aug. 30, Sept. 6-13-20-27, Oct. 4-11-18-25, Nov. 1-8-15-22-29, Dec. TBA (bowl). The **press conference portion of the luncheon is streamed live** on www.CUBuffs.com (in the BuffsTV area); press conferences on CUBuffs.com are free and do not require access codes.
- Embree can be heard Tuesdays (Aug. 31-Nov. 30) on the **Pac-12 Teleconference Call** at 11:00 a.m. MT, with a taped replay available after 4 p.m. MT those afternoons. All coaches participate; for access numbers to the conference call and the replay, e-mail David Plati (david.plati@colorado.edu) with audio files available at www.pac-12.org.
- **Video highlights** of CU football games are available anytime provided by the Pac-12 Digital Xchange. To gain access, send an email with name, job title, company and phone to pac-12@pac-12.org with the subject line "Request for Pac-12 Media Access." Special requests can also be made through CU's **BuffVision** (Deric Swanson or Eric Pelloni: 303/735-3637). Stock Embree footage can be found here: <http://buffvision.com/FTP/embree.zip> and his weekly presser here: http://buffvision.com/FTP/embree_presser.zip.
- The **Colorado lockerroom** (home and road) is closed after games; following the customary 10-minute cooling off period, players will be available (a list will be solicited immediately following the game; no cutoff to request players).
- Colorado's regular season **football practices** are closed to the general public. The first 20 minutes of the Monday, Tuesday and Wednesday practices are open to the media for any photography/video needs (follow parameters listed in CU's media policies). Thursday practices are entirely closed (except network TV).
- This year's standard **meeting/practice schedule** (mountain time, pre-time change): **Sunday:** off; **Monday:** 3:30-5:00/5:10-5:30; **Tuesday:** 2:15-4:00/4:00-6:15; **Wednesday:** 2:15-4:00/4:00-5:45; **Thursday:** 2:00-3:30/3:45-5:15; Friday (3:00-4:00/4:00-5:00 walkthrough/evening meetings).
- **Interviews** with Colorado players are allowed pre- (12:45-2:00) and post-practice on Mondays, Tuesdays and Wednesdays (the cutoff moves up to Wednesday pre-practice for Friday games). Phone interviews with out-of-town media are allowed all three days in all time slots. Interviews on Sundays are at the discretion of the player, as it being the standard player day off (no meetings/practice), CU can't arrange due to NCAA rules.
- **Collegepressbox.com** is the official media website for Pac-12 football. Access and download weekly game notes, quotes, statistics, media guides, headshots, logos and more for the conference and each member of its member schools. Most FBS conferences are also accessible as well. Login information will be distributed to accredited media, and media members can also apply for a password by sending an e-mail to password@collegepressbox.com.
- **CU On-Line Photo Database.** The CU SID office has an online photo database that allows registered members of the media instant access to print quality head shots of all CU coaches and student-athletes as well as action shots of key players. Registration is easy: for a login and password, simply log on to www.CUBuffs.com, select "Sports Information" from the "Athletic Department" menu located on the left navigation bar and follow the instructions.

THE BUFFALOES ON THE INTERNET

- Colorado has its information available to both the media and fans alike on the Internet. Visit the official CU site at www.CUBuffs.com for the latest information, releases, game notes, press conference broadcasts (free) and articles by former *Rocky Mountain News* sportswriter B.G. Brooks. Go to www.CUBuffs.com/media and click on Media Center: it will link you to

everything you'll need to know about CU football. "BuffsTV" offers the opportunity to listen and/or watch live game action of several CU athletic teams. Breaking news with the program will be found here first every time and delivered in full without others editing out what they might deem unessential.

- **Audio.** Colorado football and basketball can now be heard for free on the Internet at either CUBuffs.com or KOA-Radio (or its sister station, KKZN/AM760 for hoops). Links: www.CUBuffs.com, www.850koa.com, www.am760.net.

THE BUFFALOES ON THE AIRWAYS

- **KOA-Radio** in Denver (850 AM) originates the 10-station CU Football Network, with sports director **Mark Johnson** in his eighth year as the play-by-play voice of the Buffs. **Larry Zimmer** (analysis) is in his 38th season broadcasting Colorado football (he handled play-by-play from 1971-81 and 1985-2003). Pre- and postgame shows/sidelines are handled by KOA's **Andy Lindahl** (second year). Other cities on the network in addition to KOA/Denver metro: Alamosa (KALQ/94.5FM), Aspen (KFNO/106.1 FM, which also serves Eagle, 96.7FM; Roaring Fork, 94.3FM and Old Snowmass, 93.9FM), Durango (KRSJ/100.5 FM), Grand Junction (KTMM/1340AM), Rifle (KNAM, 1490AM) and Salida (KSBV/93.7FM). KOA has been the home to CU football for 67 of the last 70 years.
- Tuesdays at 7 p.m. (Aug. 30-Nov. 22), the **CU Coaches Radio Show** originates from The West End Tavern (926 Pearl Street, Boulder), with Johnson and Zimmer hosting the program which airs on KOA (or AM760 if a conflict with Colorado Rockies baseball).
- **Satellite Radio:** Sirius-XM is the satellite home of the Buffaloes; the CU-California game (KOA broadcast) will be on Sirius Channel 139.
- **ROOT Sports** is the television home of the Buffaloes, as "The Buffalo Stampede" is broadcast in the six-state ROOT area. The show airs a bit erratically in September due to Colorado Rockies baseball, though will be on all Fridays; the schedule: Sept. 2 (6 p.m.), Sept. 9 (5 p.m.), Sept. 16 (4 p.m.), Sept. 23 (4:30 p.m.), Sept. 30 (6 p.m.). Former CU QB **Charles Johnson** hosts the program, which airs through the end of basketball season. It is also online at <http://buffalostampede.tv>.

ROSTER CHANGES / DUPE NUMBER IDENTIFICATIONS

Number Changes: TB Josh Ford (was #42, now #29); P Darragh O'Neill (was #90, now in #8). **Position Changes:** Makiri Pugh (now WR, was DB). **Quit:** WR Parker Norton (invited walk-on). **DUPE NUMBERS:** Those who appear below are in dupe number where both are likely to see action; CU jerseys also have name tags. Skin tone key: A—African-American, C—Caucasian, P—Polynesian:

Offense/Kicker

2 Logan Gray, WR (C)
4 Keenan Canty, WR (A)
5 Rodney Stewart, TB (A)
8 Nick Hirschman, QB (C)
9 Tyler Hansen, QB (C)
15 Jason Espinoza, WR (C)
17 Toney Clemons, WR (C)
20 Brian Lockridge, TB (A)
22 Nelson Spruce, WR (C)
26 Tony Jones, TB (A)
50 Paulay Asiata, OL (P)
54 Kaiwa Crabb (P)
83 Dustin Ebner, WR (C)

Defense/Kicker

2 Juda Parker, OLB (A)
4 Kyle Washington, S (A)
5 Derrick Webb, ILB (A)
8 Darragh O'Neill, P (C)
9 Chidera Uzo-Diribe (A)
15 Zach Grossnickle, P (C)
17 Josh Hartigan, ILB (A)
20 Greg Henderson, CB (A)
22 Arthur Jaffee, DB (C)
26 Ray Polk, FS (A)
50 Curtis Cunningham, DT (C)
54 Brady Daigh, ILB (C)
83 Will Pericak, DL (C)

PRONUNCIATION GUIDE**Coaches/Staff**

Eric **BIENIEMY** (be-enemy)
Brian **CABRAL** (cuh-browl)
KANAVIS McGHEE
(kuh-nave-iss McGee)
Rip **SCHERER** (share-er)
Mike **TUIASOPO**
(two-E-ah-suh-so-poe)

Players

Tyler **AHLES** (alice)
CORDARY Allen (core-dairy)
PAULAY ASIATA
(paul-lay ah-see-ah-ta)
Matthew **BAHR** (bar)
David **BAKHTIARI** (bock-T-are-E)
Blake **BEHRENS** (bear-ens)
JERED Bell (jair-red)

Nate **BONSU** (bonn-sue)
Kyle **CEFALO** (seff-el-low)
KAIWA Crabb (kuh-E-vee)
Brady **DAIGH** (day)
Ryan **DANNEWITZ** (dan-uh-wits)
JARROD Darden (Jared)
Nick KASA (cah-suh; casa)
Patrick **MAHNKE** (main-key)
Josh **MOTEN** (moat-in)

STEPHANE NEMBOT (steff-on name-bot)
LILOA NOBRIGA (lee-low-ah, no-brigg-uh)
Conrad **OBI** (oh-bee)
DEJI OLATOYE (day-ghee O-la-toy-ye)
Will **PERICAK** (pre-check)
MAKIRI Pugh (muh-keer-E)

Kyle **SLAVIN** (slay-vinn)
TERREL Smith (terr-L)
SIONE TAU (see-own-E towe, as in now)
K.T. **TU'UMALO** (two-ooh-ma-low)
CHIDERA UZO-DIRIBE
(chee-derra u-zoh da-ree-bay)
Paul **VIGO** (vee-go)

PRESEASON HONORS

The list of preseason honors afforded the Buffaloes through August 27:

PRESEASON ALL-AMERICA

ILB JON MAJOR (honorable mention: *Consensus Draft Services*)

OG RYAN MILLER (first-team: *Blue Ribbon College Football, College Sports Madness, Phil Steele's College Football*; third-team: *Athlon Sports, The Sporting News*; honorable mention: *Consensus Draft Services*)

PRESEASON ALL-PACIFIC 12 CONFERENCE

OG ETHAN ADKINS (third-team: *Phil Steele's College Football*)

OT DAVID BAKHTIARI (fourth-team: *Phil Steele's College Football*)

TE RYAN DEEHAN (third-team: *College Sports Madness, Phil Steele's College Football*)

DE JOSH HARTIGAN (third-team: *Phil Steele's College Football*)

ILB JON MAJOR (second-team: *Lindy's College Football*)

OG RYAN MILLER (first-team: *Athlon Sports, Blue Ribbon College Football, The Sporting News, Phil Steele's College Football*)

DT WILL PERICAK (second-team: *Phil Steele's College Football*; third-team: *College Sports Madness*.)

TB RODNEY STEWART (second-team: *Athlon Sports, Lindy's College Football, Phil Steele's*; third-team: *College Football College Sports Madness*.)

BUFFALOES ON NATIONAL AWARD LISTS**(WATCH LISTS/NOMINATIONS)**

AFC-A Good Works Team (top 11/community service): **TB Brian Lockridge** (one of 132 nationally nominated)

Lombardi Award (top interior linemen/backer): **OG Ryan Miller** (one of 125 on official watch list)

Maxwell Award (most outstanding player): **TB Rodney Stewart** (one of 66 on official watch list)

Outland Trophy (top interior linemen): **OG Ryan Miller** (one of 65 on official watch list)

Doak Walker Award (top running back): **TB Rodney Stewart** (one of 51 on official watch list)

Lowe's Senior CLASS Award (community/class/character/competition): **TB Brian Lockridge** (CU nomination)

NATIONAL TOP 100 PLAYER RATINGS

Rivals.com National Top 100: Ryan Miller (No. 63)

Defensive Tackle: Will Pericak (No. 37, *Phil Steele's College Football*)

Offensive Guard: Ryan Miller (No. 1, *Phil Steele's College Football*);
Ethan Adkins (No. 59, *Phil Steele's College Football*)

Offensive Lineman: Ryan Miller (No. 9 overall, *Sporting News*)

Outside Linebacker: Jon Major (No. 56, *Phil Steele's College Football*)

Running Back: Rodney Stewart (No. 35, *Phil Steele's College Football*)

NATIONAL UNIT RATINGS

Offensive Line: No. 36 (*Phil Steele's College Football*)

SPRING TEAM AWARDS

Joe Romig Award (top senior-to-be): QB Tyler Hansen

Fred Casotti Award (top junior-to-be): ILB Doug Rippy

Hale Irwin Award (top sophomore-to-be): WR Paul Richardson

Dan Staveland Award (top redshirt freshman-to-be): C Daniel Munyer

John Wooten Award (most improved player): DT Conrad Obi

Iron Buffalo Award (outstanding strength & conditioning): OG Ryan Miller

PRESEASON TEAM RANKINGS

Publication	National	P-12 S	Publication	National	P-12 S	Publication	National	P-12 S
College Sports Madness	No. 58	...	Lindy's Big 12 Football	No. 75	6th	Collegefootballnews.com	6th
Rivals.com/Yahoo! Sports	No. 67	5th	Athlon Sports	No. 76	6th	Pac-12 Summer Media Poll	6th
Phil Steele's College Football	No. 71	6th	Rogers Poll	No. 76	5th	Blue Ribbon Yearbook	6th
Compugher Rankings	No. 71	6th	CBSSports.com	5th	Game Plan Magazines	6th
The Sporting News	No. 72	5th	Sports Illustrated (si.com)	t-5th	USA Today Sports Weekly	6th

2010 QUICK SUMMARY

Early into the 2010 season, CU was standing tall at 3-1 after a thrilling 29-27 win over Georgia with the school's final Big 12 season ahead and a wide-open race for the North Division title. But a five-game losing streak dropped the Buffs to 3-6, with a 52-45 loss at Kansas after CU held a 28-point lead with 11 minutes to play leading to the early dismissal of head coach Dan Hawkins. Associate head coach Brian Cabral took over as interim head coach for the last three games of the season, and wins over Iowa State and Kansas State put the Buffs in position to become bowl-eligible. In the final Big 12 league game for both teams, Big 10-bound Nebraska defeated CU, headed for the Pac-12, 45-17 to end Colorado's season with a 5-7 record. The devastating loss to Kansas were where the proverbial wheels finally came off; the Buffs were methodically worn down in road losses at Missouri (26-0) to open the conference season, and at Oklahoma (43-10) the week prior to the KU fiasco. In-between is really where the troubles started to mount, coming in a pair of home losses to Baylor and Texas Tech. The Buffs led the Bears 15-7 late in the first half and blew one opportunity after another before losing 31-25, and had a 24-14 third quarter lead over the Red Raiders before watching Tech score the game's last 13 points to win, 27-24. The final straw was in Lawrence; after controlling the game the first 49 minutes, the Buffs were well ahead, 45-17, only to see KU rally, albeit with some help from the officials. After KU cut the lead to 45-24, Kansas was awarded the ball after an onside kick was recovered by the Buffaloes, and with two Jayhawks offside on the play, both of which the conference confirmed to CU officials of four days later. Kansas surely would not have rallied for the win, and Hawkins' fate would have been delayed but probably inevitable—but it did in all likelihood keep CU from becoming bowl-eligible. Hawkins was relieved of his duties on November 9, and Cabral took over and reinvigorated the program in the short time he was at the helm. Then on December 6, Jon Embree was brought back to his alma mater and the place where he began his collegiate coaching career as the school's 24th full-time head coach.

GAME-BY-GAME STARTERS

Here are CU's starters for the 2011 season (**bold** indicates first career start); this list often does not reflect who might be "listed" first at a position, as especially on offense, the first play selected often involves personnel for a specific play:

OFFENSE	WR	WR	LT	LG	C	RG	RT	TE	QB	TB	FB
Hawai'i	Clemons	Richardson	Bakhtiari	Adkins	Munyer	Miller	Harris	Deehan	Hansen	Stewart	Harrington
DEFENSE	LDE	NT	RDE	JOLB	MLB	WLB	SOLB	LCB	SS	FS	RCB
Hawai'i	Pericak	Obi	Uzo-Diribe	Hartigan	Rippy	Orms (N)	Major	Sandersfeld	Perkins	Polk	Henderson

(N)—Nickel back. **CONSECUTIVE STARTS**—Cunningham 25, Pericak 25, Miller 16, Polk 13, Adkins 11. **CAREER STARTS**—Miller 36, Pericak 25, Cunningham 24, Adkins 21.

PLAYER PARTICIPATION (dressed/played): Hawai'i 71/57.

COLORADO COACHES' WEEKLY AWARD WINNERS

A look at Colorado's weekly award winners for each game as selected by the coaching staff (none selected following losses):

Opponent	Offensive	Defensive	Special Teams	Scout Team Offense	Scout Team Defense
Hawai'i	none selected				

SPECIAL TEAMS CAPTAINS (the 5th captain): Hawai'i (none);

THIS-N-THAT

Two members of the CU roster will now have an interesting thing for their resumes: **WR Toney Clemons**, who transferred from Michigan in 2009, can say that he played in three conferences (Big 10, Big 12, Pac-12), while **CB Makiri Pugh** can say that he practiced on teams in three (SEC, Big 12, Pac-12; he transferred to CU last year from Georgia and had to sit out the season, so he was ineligible to appear in a game) ... **Scheduling Irony:** now members of two different conferences, both Colorado and Nebraska play Ohio State in 2011... the last time the two played the same opponent where it wasn't a league game for both was in 1996 (Colorado State; CU won 48-34 in Fort Collins, the last game in the series there, and NU won 65-9 in Lincoln) ... **Summer Lovin':** Fifteen of the 20 high school recruits in the '11 recruiting class took at least one summer school class in Boulder (as did six invited walk-ons) ... **Non-League:** CU will host California on Sept. 10 in its home opener, but the game is not a Pac-12 conference game (it completes a previous home-and-home series between the two); the last time CU played a league opponent when it didn't count as a league game was in 1923 (Northern Colorado, which for whatever reason 88 years ago played just two league games that year instead of eight like most of the other schools) ... **Uniforms:** The Buffaloes have returned to the uniforms of their most revered glory days (late 80s/early 90s), both home and road; they're not considered throwbacks, CU has returned to the look permanently.

LATE WALK-ONS

With school started and the first game now under the belt, seven additional walk-ons and one four-year transfer have been added to the CU roster; six are true freshmen who enrolled at Colorado last month for the fall semester, with a seventh (Papillion) eligible as he is a sophomore transfer who enrolled at CU in the fall of 2010. The eighth in Connor Wood, who just transferred to CU from Texas last week; he must sit out a year. The list:

No.	Player	Pos.	Ht.	Wt.	Class	Exp.	Hometown (High School/Previous College)	Status
40	BRISCO, Brandon	DB	5-11	170	Fr.	HS	Oakland, Calif. (Bishop O'Dowd)	WO 5/4
23	FROISTAD, Blake	WR	6- 0	180	Fr.	HS	Highlands Ranch, Colo. (Valor Christian)	WO 5/4
57	JONES, Clayton	SN	6- 1	215	Fr.	HS	Palo Alto, Calif. (St. Francis)	WO 5/4
97	KOCH, Kyle	DL	6- 6	250	Fr.	HS	Englewood, Colo. (Cherry Creek)	WO 5/4
27	PAPILLION, Tommy	WR	6- 4	210	So.	TR	Englewood, Colo. (Cherry Creek/Arizona)	WO 3/3
34	SHAW, Hunter	OLB	6- 3	200	Fr.	HS	Atherton, Calif. (Sacred Heart Prep)	WO 5/4
51	TUSO, John	DE	6- 4	265	Fr.	HS	Englewood, Colo. (Cherry Creek)	WO 5/4
---	WOOD, Connor	QB	6- 3	225	Fr.	TR	Houston, Texas (Second Baptist/Texas)	WO 4/3

INJURY UPDATE

The Buffs only suffered on injury of significance against Hawai'i, as **LT David Bakhtiari** suffered a knee sprain on CU's seventh offensive play from scrimmage. Here's a look at the current injury situation:

Pos	Player	Injury	Notes	Status/California
OT	David Bakhtiari	knee	suffered a sprain on the seventh CU play of the game at Hawai'i (Sept. 3)	DAY-TO-DAY
OL	Shawn Daniels	calf	suffered a severe strain in practice (Aug. 11)	OUT/4-7 WEEKS
CB	Vince Ewing	knee	suffered a torn ACL in a 2010 camp scrimmage (Aug. 12), still swells, possible arthroscopic surgery ahead	OUT
CB	Sherrard Harrington	hip	suffered a hip contusion in summer workouts, will likely redshirt	OUT/5-7 WEEKS
OUT FOR THE SEASON				
CB	Jered Bell	knee	suffered a torn ACL in the third fall practice (Aug. 6); scheduled for surgery	OUT

HIPAA: The players listed above have signed waivers for their injury information to be released/discussed with the media.

NOTE: Injuries are reported in conjunction with the HIPAA laws. CU releases player name, body part (but no right or left ID's), the general nature and playing status when it comes to reporting injuries. Status will be listed as either OUT, DOUBTFUL, QUESTIONABLE, DAY-TO-DAY, PROBABLE or DEFINITE. Injuries will be updated in-game, postgame, the Sunday after the game, and for game notes at the end of the week.

CU-SOUTHERN CALIFORNIA GAME ONE OF 20 SET FOR ESPN "3D"

CU's home game against Southern California on Friday, Nov. 4, will be televised nationally on ESPN2; that was announced months ago. But in early August, the game was also one of 20 ESPN broadcasts this fall to be earmarked for broadcast by ESPN 3D. The newest technology in television, it requires its own broadcast setup and has its own set of announcers.

WHO'S GONNA GET IT?

As in, who's going to be the Buffalo to block an extra point for the first time since **James Garee** batted one away against Clemson in the 2005 Champs Sports Bowl? Overall, opponents have made **158** in a row (**155** regular season), the last miss coming on a wide kick by Baylor in 2007; but the enemy has tried **199** PAT kicks without a Buff breaking through to reject one. In general, opponents have been almost automatic when lining up for a placement kick against CU, also making **75-of-93** field goals (80.6%) since late in the '07 season.

SEASON TICKET UPDATE

It appears CU's move to the Pac-12 Conference was a grand success on the season ticket front: at the close of business Monday (September 5), there were **24,448** tickets sold, which is some **4,810** more than last year's final count of 19,638. CU's move to the Pac-12 obviously along with the coaching change are the two biggest factors in what is now the third largest increase from one season to the next in the number of season tickets in CU history: the largest bump was 10,885 tickets from 1971 (17,104) to 1972 (27,989), followed by 6,963 from 1989 (19,368) to 1990 (26,331). But in both those instances, CU was coming off one of its best seasons in history, finishing No. 3 in the nation in '71 and the 11-0 regular season run and national championship ramifications in '89. Dating back to 1970 when data is available, CU has had a losing record and increased its season ticket numbers the following year just three times: in 1974 (29,260, or 1,264 more than in '73), in 2007 (21,203, or 753 up over '06) and in 2008 (22,603, a 1,400 increase over '07), with that 1,400 the previous highest gain after a losing season until this year's number has more than tripled it—with two weeks remaining before CU's 2011 home opener (*and remember, the '07 team only had a losing record because of a 30-24 loss to Alabama in the Independence Bowl*). So this is definitely new territory.

SINGLE GAME/STUDENT SALES UPDATE ... Single game tickets went on public sale August 1 for all five of CU's home games and the Colorado State game in Denver, and sales for those have been steady; less than 7,000 tickets remain for the Oregon and USC games. CU ticket manager Will Simpson also reported that **9,300** student season tickets have been sold (out of a 12,000 allotment), and those will likely sellout once the home opener against Cal approaches.

TWO TRUE FROSH KICKERS A CU FIRST

CU debuted with two true freshmen kickers in the 2011 season opener at Hawai'i, the first time in school history that two freshmen are handling the kicking specialist duties—**Will Oliver** at placekicker and **Darragh O'Neill** at punter. This is the first time in school history the Buffaloes have two true freshmen handling the kicking chores simultaneously at any point in the same season. North Carolina State is the only other school in the nation that as of now, also going with two freshmen kicking specialists (both are also true frosh for the Wolfpack). The CU frosh responded tremendously, especially since they started their careers in a hostile enemy stadium: Oliver made both PAT kicks and a 34-yard field goal, splitting the uprights on all three kicks, while O'Neill had seven punts for a 44.9 average, which included four inside-the-20 and two over 50 yards, including a long of 56 he booted from the CU 4-yard line. He is first in the NCAA among all freshman punters (with the minimum 3.6 kicks per game) and 20th overall.

Previously, six players attempted placekicks for the Buffs as true freshmen: **Tim Mangnall** (1976), **Tom Field** (1979), **Ken Culbertson** (1986), **Eric Hannah** (1987), **Mason Crosby** (2003) and **Justin Castor** (2010); only Field and Crosby played in the opener. Field made 1-of-2 PATs and field goals of 30 and 51 yards in a 33-19 loss to Oregon in Boulder on Sept. 8, 1979 (known for Chuck Fairbanks' first game as CU head coach and the first college football game that aired on ESPN, though it was tape-delayed). Crosby made all six PAT kicks in a wild 42-35 win over Colorado State in Denver on Aug. 30, 2003. And only three other players in Colorado history have punted as true frosh, though none played in the season opener: **Stan Koleski** (1973), **Lance Olander** (1977) and **Nick Pietsch** (1996); Koleski was a 25-year old freshman, as he came to CU after six years in the U.S. Navy, Olander was a running back recruit who could also punt, and Pietsch was also a walk-on. Schools with freshman kickers in 2011:

2011 FRESHMEN PUNTERS			First Game
Player	School	Status	No.-Avg.
Will Baumann	N.C. State	True	7-36.4
Pablo Beltran	Navy	True	1-47.0
Matt Darr	Tennessee	Redshirt	2-34.0
Justin Duvernois	Illinois	True	3-37.7
Thomas Hibbard	North Carolina	True	2-44.0
Darragh O'Neill	Colorado	True	7-44.9
Spencer Roth	Baylor	True	4-36.3
Mike Sadler	Michigan State	Redshirt	3-38.3
Cole Way	Tulsa	True	8-37.4
Brad Wing	LSU	Redshirt	6-41.3

2011 FRESHMEN PLACEKICKERS			First Game		
Player	School	Status	PAT	FG	Pts
Alex Garoutte	Arizona State	Redshirt	6-6	2-2	12
Dan Goodale	Boise State	Redshirt	5-5	0-0	5
Andre Heidari	USC	True	1-1	0-0	1
Ty Long	UAB	True			BYE
Justin Manton	Louisiana-Monroe	True	0-0	0-0	0
Will Oliver	Colorado	True	2-2	1-1	5
Trevor Romaine	Oregon State	True	2-2	2-3	8
Niklas Sade	N.C. State	True	4-6	1-1	7
Stuart Williams	Wyoming	Redshirt	5-5	0-0	5

GIMME FIVE

Senior OG **Ryan Miller** will letter for the fifth time this fall (all seniors automatically letter), thus he will join a very exclusive group at Colorado (and likely in college football in general). He missed the last eight games of the 2008 season with a broken fibula, but still played in four contests and more than enough plays to letter. He thus will be come just the ninth out of 1,892 lettermen to earn five letters in a CU uniform, the first since TB Bobby Purify earned his fifth in 2004; Purify had been the first to do it since 1908. He gained a fifth year after an ankle injury sidelined him for the bulk of the 2003 season.

Player	Pos.	Years	Player	Pos.	Years	Player	Pos.	Years
Bill Arnett	T	1892-93-94-95-98	O.S. Fowler	G	1899-1900-01-02-03	Ryan Miller	OG	2007-08-09-10-11
Harry Chase	HB	1894-95-96-97-98	Harry Gamble	E-FB	1891-92-93-94-95-96	Bobby Purify	TB	2000-01-02-03-04
Clare Coffin	T	1904-05-06-07-08	Harry Lawton	E	1890-91-92-93-94	Bob Schaefer	C	1892-93-94-96-97

TALK ABOUT BEING DUE

Colorado has lost a school-record 18 consecutive road games (17 at campus sites, with the other at Jacksonville still considered to be a Florida State home game back in 2008). Five of the losses have been by a touchdown or less, and the string includes 13 straight league games on the road as well, also a school record. During this span, CU has played three other games away from Folsom Field, all at true neutral sites: the 2007 Independence Bowl versus Alabama (a 30-24 loss), and two against Colorado State in Denver (38-17 in 2008 and 24-3 this year). A closer look at the streak:

Nov. 10, 2007	at Iowa State	L 28-31	Oct. 1, 2009	at West Virginia	L 24-35	Oct. 30, 2010	at Oklahoma	L 10-43
Sept. 27, 2008	*Florida State	L 21-39	Oct. 10, 2009	at Texas	L 14-38	Nov. 6, 2010	at Kansas	L 45-52
Oct. 11, 2008	at Kansas	L 14-30	Oct. 24, 2009	at Kansas State	L 6-20	Nov. 26, 2010	at Nebraska	L 17-45
Oct. 25, 2008	at Missouri	L 0-58	Nov. 14, 2009	at Iowa State	L 10-17	Sept. 3, 2011	at Hawai'i	L 17-34
Nov. 1, 2008	at Texas A&M	L 17-24	Nov. 19, 2009	at Oklahoma State	L 28-31	(*—at Jacksonville, Fla.)		
Nov. 28, 2008	at Nebraska	L 31-40	Sept. 11, 2010	at California	L 7-52			
Sept. 11, 2009	at Toledo	L 38-54	Oct. 9, 2010	at Missouri	L 0-26			

INAUGURATIONS

Colorado named **Brian Cabral** as interim head coach on November 9, the 25th to assume the role in CU's 121 years of intercollegiate football; when the Buffs beat Iowa State 34-14 in his debut, he became just the second coach to win his CU opener in the last 78 years. The only one to do so since **Herbert Hoover** was U.S. President was **Rick Neuheisel**, who saw his team defeat Wisconsin in Madison, 43-7, in 1995. **Jon Embree** was looking to join Neuheisel as the first full-time coach to claim a win in his debut as CU's field boss, but Hawai'i spoiled the party with a 34-17 win. Overall, Colorado coaches are **10-15-1** in their debut games at the reins of the Buffaloes; here's a closer look (*—denotes interim head coach):

1894	Harry Heller	EAST DENVER H.S.	W 46- 0	1948	Dallas Ward	NEW MEXICO	L 6- 9
1895	Fred Folsom	DENVER MANUAL H.S.	W 36- 0	1959	Sonny Grandelius	WASHINGTON	L 12-21
1900	T.W. Mortimer	at Denver Manual H.S.	W 29- 0	1962	Bud Davis	at Utah	L 21-37
1903	Dave Cropp	at State Prep School	W 40- 0	1963	Eddie Crowder	SOUTHERN CALIFORNIA	L 0-14
1905	Willis Kleinholtz	at North Denver H.S.	W 28- 0	1974	Bill Mallory	at Louisiana State	L 14-42
1906	Frank Castleman	STATE PREP SCHOOL	W 22- 0	1979	Chuck Fairbanks	OREGON	L 19-33
1916	Bob Evans	ALUMNI	T 0- 0	1982	Bill McCartney	CALIFORNIA	L 17-31
1918	Joe Mills	NORTHERN COLORADO	L 0- 9	1995	Rick Neuheisel	at Wisconsin	W 43- 7
1920	Myron Witham	at Denver	W 31- 0	1999	Gary Barnett	Colorado State (Denver)	L 14-41
1932	William Saunders	at Colorado Mines	W 31- 0	2005	*Mike Hankwitz	Clemson (<i>Champs Sports Bowl</i>)	L 10-19
1935	Bunnie Oakes	at Oklahoma	L 0- 3	2006	Dan Hawkins	MONTANA STATE	L 10-19
1940	Frank Potts	at Texas	L 7-39	2010	*Brian Cabral	IOWA STATE	W 34-14
1941	Jim Yeager	TEXAS	L 6-34	2011	Jon Embree	at Hawai'i	L 17-34

FIRST PLAYS HAVE BEEN HO-HUM

Here's a look at what transpired on the first play on offense, defense and special teams for CU head coaches, dating back to 1959 when information is available. Amazingly, CU had never earned a first down offensively until 2005 (James Cox 16 pass to Evan Judge in the Champs Sports Bowl, Mike Hankwitz' debut), and then followed it up with its longest first play of the year ever in 2006 in Dan Hawkins' rookie game (Cox to Patrick Williams for 42 yards). CU has allowed just one first down defensively, and including special teams, three of the longest plays are kickoff returns of 19, 16 and 13 yards. A closer look:

Season	Coach	Opponent	Offense	Defense	Special Teams
1959	Sonny Grandelius	WASHINGTON	Gale Weidner incomplete pass	Sam Hurworth 1 run	(UW) Sam Hurworth 16 KOR to UW18
1962	Bud Davis	at Utah	Leon Mavity 2 run	Bud Scalley 5 run	(CU) Leon Mavity 19 KOR to C21
1963	Eddie Crowder	SOUTHERN CALIFORNIA	Bill Symons 2 run	Mike Garrett 11 pass from Pete Beathard	(USC) Pete Beathard 5 KOR to SC35
1974	Bill Mallory	at Louisiana State	Billy Waddy 2 run	Brad Davis 5 run	(CU) Tom MacKenzie KO out of bounds
1979	Chuck Fairbanks	OREGON	Willie Beebe 2 run	Don Coleman 13 reverse/UO clipping	(CU) Mike E. Davis 13 KOR to CU24
1982	Bill McCartney	CALIFORNIA	Randy Essington incomplete pass	Gale Gilbert incomplete pass	(UC) Joe Cooper KO EZ+/UC offsidies
1995	Rick Neuheisel	at Wisconsin	Koy Detmer 4 pass to Matt Lepsis	Matt Nyquist 7 pass from Darrell Bevell	(UW) John Hall KO downed in end zone
1999	Gary Barnett	Colorado State (Denver)	Dwayne Cherrington 1 run	Matt Newton incomplete pass	(CSU) C.W.Hurst KO EZ+/CU personal foul
2005	*Mike Hankwitz	Clemson (<i>Champs Sports Bowl</i>)	James Cox 16 pass to Evan Judge	Charlie Whitehurst 4 pass to Aaron Kelly	(Clem) Stephen Furr KO downed in end zone
2006	Dan Hawkins	MONTANA STATE	James Cox 42 pass to Patrick Williams	Cory Carpenter incomplete pass	(CU) Mason Crosby KO through end zone
2010	*Brian Cabral	IOWA STATE	Rodney Stewart 3 run	Austin Arnaud 9 pass to Collin Franklin	(ISU) Grant Mahoney KO downed in end zone
2011	Jon Embree	at Hawai'i	Tyler Hansen loss of 1 on exchange	Bryant Moniz 3 pass to B. Stutzman	(CU) Justin Castor KO through end zone

BUFFS HAVE ONE OF TOP RETURNING VETERAN OFFENSIVE LINES

The Buffaloes rank 10th in the nation among offensive lines with the most career starts by its returning players. CU had **82** such career starts entering the year, the most made by **OG Ryan Miller** (35), followed by **OG Ethan Adkins** (20), **OG Blake Behrens** (16) and **OT David Bakhtiari** (11).

SMU	158	BYU	106	Louisiana-Monroe.....	92	UCF.....	86
Northwestern.....	137	Florida State	105	Boise State.....	92	Georgia.....	85
Alabama-Birmingham.....	118	Middle Tennessee State	104	Oregon State.....	91	COLORADO	82
Clemson	116	Ohio.....	99	San Jose State.....	91	Purdue.....	79
Tulsa.....	114	Virginia Tech	98	Utah State	90	Wyoming.....	78

The reverse is true for CU's first opponent in 2010, as Hawai'i is 101st on the list, with only 21 starts among its returning linemen.

COLORADO BY THE NUMBERS IN 2010

- 2** The number of games played in less than three hours in 2010 (**1** under 2:50; just the **5th** that fast or faster since 1990).
- 3** The number of interceptions the Buff defense had in the season opener; their most in 25 games ('07 finale vs. Nebraska).
- 5** The number of CU players in the College Football Hall of Fame with the induction of Alfred Williams on December 7 in New York City.
- 7** The number of kicks (6 field goal/1 PAT) by **PK Aric Goodman** that hit the upright in his CU career (out of **25** misses).
- 14-of-54** The opponents' combined efforts on third down inside-the-CU 20 (or **25.9** percent) in the last 25 games (dating to 2008).
- 9** The number of quarterback sacks Colorado had versus Iowa State, tied for the third most in school history.
- 15-15** Colorado was 3-of-3 in the red zone against CSU, thus are now 15-of-15 (10 TDs) when cracking the 20 in the last five season openers.
- 17** The consecutive number of games that Colorado has lost on the road (does not include neutral sites).
- 22** The number of games played in less than three hours since 1990, including the two in 2010 (out of **256** games).
- 23-1** Colorado's record in season openers since 1967 when scoring first.
- 24** The number of games under Dan Hawkins that were decided by seven points or less (out of **58**).
- 26** The number of head coaches in Colorado history with the hiring of **Jon Embree** on December 6 (**24** full-time).
- 29.9** The third down efficiency of opponents against Colorado in the state's borders since the '09 opener (**52-of-174**).
- 31** The number of games CU has had at least one sack in (out of the last **32**; the school record mark of 25 ended versus Baylor).
- 41** The number of "three-and-outs" the Buff defense has forced the opponent into (out of **146** possessions).
- 31:27** Colorado's average time of possession this year, owning the advantage over the opponent in **10** of **12** games.
- 48** The consecutive number of games that **WR Scotty McKnight** caught a pass in, an active player best in the NCAA (**49** including bowls).
- 68** The number of players CU used in the Colorado State game, its most since Sept. 8, 2001, when 68 also played in a 51-15 win over San Jose State.
- 82.9** The career conversion percentage on 3rd/4th-&-1 runs by **TB Rodney Stewart** (**29-of-35**; 18-of-22 this season).
- 175** The number of yards gained in the third quarter versus Texas Tech, the season high for a single quarter.
- 1,318** The number of rushing yards by TB Rodney Stewart, the fifth most in a single season in Colorado history.
- 1** Player out of 42 (Stewart) since 1996 who rushed for 1,000 yards and did not make the Big 12 Coaches all-league team (**Hello, Pac-12!!**).

2011 SENIORS

There are 28 seniors on the Colorado team this fall (22 fifth-year, six fourth-year); here's a look at where they stand academically. Four have already graduated, and 13 more are on schedule to do so this December. The 2011 senior class (*—denotes fourth-year senior; TGD—targeted graduation date):

No.	Player	Pos.	Ht.	Wt.	Cl.	Exp.	Hometown (High School/Previous College)	Major	TGD
63	ADKINS, Ethan	OL	6- 4	290	Sr.	2L	Castle Rock, Colo. (Douglas County)	Sociology	Dec. '11
47	AHLES, Tyler	FB	6- 2	235	Sr.	3L	San Bernardino, Calif. (Cajon)	Sociology	Dec. '11
43	BAHR, Matthew	TE	6- 4	260	Sr.	3L	Dove Canyon, Calif. (Mission Viejo)	Communication	Dec. '11
66	BEHRENS, Blake	OL	6- 3	300	Sr.	2L	Phoenix, Ariz. (Brophy Prep)	Business/Finance (a)	Dec. '11
8	BRUNDAGE, Mark	P	6- 1	180	Sr.	TR	Centennial, Colo. (Cherokee Trail/Rice)	Engineering (b)	Graduated (May '11)
35	CEFALO, Kyle	WR	5-10	170	Sr.	1L	Boise, Idaho (Bishop Kelly/Oregon State/Wenatchee CC)	History	May '12
60	CLARK, David	OL	6- 4	315	Sr.	2L	Aspen, Colo. (Aspen)	History & Sociology	May '12
17	CLEMONS, Toney	WR	6- 2	210	Sr.	1L	New Kensington, Pa. (Valley/Michigan)	Sociology	Dec. '11
50	*CUNNINGHAM, Curtis	DT	6- 1	285	Sr.	3L	Littleton, Colo. (Columbine)	International Affairs	May '12
68	DANIELS, Shawn	OL	6- 3	275	Sr.	1L	Evergreen, Colo. (Denver Mullen)	Environmental Science	Dec. '11
34	*DEEHAN, Ryan	TE	6- 5	245	Sr.	3L	Poway, Calif. (Poway)	Communication	May '12
15	ESPINOZA, Jason	WR	5- 8	180	Sr.	3L	Alamosa, Colo. (Alamosa)	Communication	Dec. '11
55	GOLDBERG, David	DL	6- 1	245	Sr.	2L	Aspen, Colo. (Aspen/Penn State)	History	May '12
2	GRAY, Logan	WR	6- 2	190	Sr.	TR	Columbia, Mo. (Rock Bridge/Georgia)	Education/C&I (c)	Graduated (May '11)
9	*HANSEN, Tyler	QB	6- 1	215	Sr.	3L	Murrieta, Calif. (Chaparral)	Communication	May '12
49	*HARRINGTON, Evan	FB	5-11	230	Sr.	1L	Washington, D.C. (Bowie, Md./College of the Canyons)	Sociology	May '12
17	HARTIGAN, Josh	DE	6- 1	215	Sr.	3L	Fort Lauderdale, Fla. (Northeast)	Sociology (d)	Graduated (Dec. '10)
18	HAWKINS, Jonathan	DB	5-11	195	Sr.	3L	Perris, Calif. (Rancho Verde)	Sociology (d)	Dec. '11
22	JAFFEE, Arthur	DB	5-11	215	Sr.	2L	Boulder, Colo. (Fairview)	Environmental Studies	Dec. '11
20	LOCKRIDGE, Brian	TB	5- 7	180	Sr.	3L	Trabuco Canyon, Calif. (Mission Viejo)	Communication	Dec. '11
12	*MAHNKE, Patrick	ILB	6- 1	210	Sr.	3L	Parker, Colo. (Mountain Vista)	Communication	May '12
73	MILLER, Ryan	OL	6- 8	305	Sr.	4L	Littleton, Colo. (Columbine)	Anthropology	Dec. '11
93	OBI, Conrad	DT	6- 3	290	Sr.	3L	Grayson, Ga. (Grayson)	Ethnic Studies	Dec. '11
7	PERKINS, Anthony	DB	5-10	200	Sr.	3L	Northglenn, Colo. (Northglenn)	Integrative Physiology (e)	Graduated (Dec '10)
95	POREMBIA, Tony	DE	6- 1	230	Sr.	1L	Greenwood Village, Colo. (Cherry Creek)	Economics & Business	May '12
19	SANDERSFELD, Travis	DB	6- 0	205	Sr.	3L	Limon, Colo. (Limon)	Business/Finance	Dec. '11
5	*STEWART, Rodney	TB	5- 6	175	Sr.	3L	Westerville, Ohio (Brookhaven)	Sociology	May '12
79	TAU, Sione	OL	6- 5	350	Sr.	VR	Honolulu, Hawai'i (Damien Memorial)	Sociology	May '12

(a)—earned a second degree in Accounting (May '11), working toward third in Economics; (b)—he graduated from Rice University in May '11 with a degree in Civil Engineering; working toward his Master's at Colorado; (c)—graduated from University of Georgia with a degree in Speech Communication in May '11; working toward his Master's at Colorado; (d)—working toward a second major in Ethnic Studies; (e)—working toward second major in History.

GRADUATION REVIEW

Through this past August, over the last decade (2002-11), CU has had **163** of its **184** seniors, including medicals, graduate; that translates to **88.6** percent (with two of the 21 non-grads still in school and looking to graduate within the next year, while four are in the NFL). NCAA numbers will not match these (it doesn't allow a school to count transfers who graduate, but it does count against a school if it had a player transfer; it also does not count walk-ons). It's one of the reasons the numbers are skewed to be lower than they really are, especially at tougher academic schools like Colorado.

PERCEPTION

Here's a quick fact when it comes to CU and Utah joining the Pac-12: the two will be travel partners, and most assume it won't be a cozy as the current five mates. Well, first of all, it's not like they travel together, the same teams will roll into Boulder and Salt Lake City the same weekends, and the other schools will host CU and Utah in one order or the other. The campus of CU and Utah are 356 miles apart; did you know Washington and Washington State's campuses are 252 miles apart? And the Arizona schools are separated by 102 miles; the others are all under 40, with USC and UCLA the closest. Bottom line is that CU and Utah are not really that far out of whack (Texas A&M and Texas Tech are further apart than the Buffs and the Utes by some 29 miles).

**MISCELLANEOUS STAT BOX (2011)**

Game	Red Zone (Scores-Att; (TD/FG); Plays-Yds)				Avg./1st Down		2nd Down Efficiency		Plays (+/-)			Plus Territory (Plays-Yards)		
	Colorado	Opponent	Colo	Opp.	Colo	Opp.	Colo	Opp.	Colorado	Opponent		Colorado	Opponent	
Hawai'i	2-2 (1/1)	4-13	5-5 (3/2)	14-29	4.0	6.1	6-18	4-21	32	15	11	42	15	8
												16-	83	33-139

SERIES HISTORY—CU VS. CALIFORNIA

The Colorado-California series is rather brief, with Cal leading by a **3-2** margin, with the first five games all between 1968 and 1982 until the series was resumed last year. The first game in the series was in Berkeley, with Cal breaking a scoreless halftime tie with a third quarter touchdown en route to a 10-0 win; that was the only game of the four in Berkeley. The next three all were in Boulder: in 1972, the No. 2-ranked Buffs methodically dispatched Cal, 20-10; in 1975, the Buffs captured a 34-27 victory, and in 1982, Cal came into Boulder and won in a rainstorm, 31-17. This year's game is the back end of a home-and-home series and is thus a non-conference game since the Buffs were originally slated to join the Pac-12 in 2012. CU coach **Jon Embree** is 0-0 against California, while Cal coach **Jeff Tedford** is 1-0 against Colorado.

SERIES DID YOU KNOW?—The 1982 game was one of the occasional though rare instances where both programs were playing their first game under a new head coach: **Bill McCartney** for Colorado and **Joe Kapp** for California. Cal won the game in a rain storm, 31-17, and McCartney got his first win the following Saturday at Washington State (12-0) en route to a 2-8-1 season. Cal finished the year with a 7-4 mark, ending of course with a 25-20 win over a John Elway-led Stanford team in the infamous game where Stanford's band had run out on to the field at the end.

SERIES SIGNATURE ANNIVERSARY GAME— **36th** (nothing on the usual 5/10-year synch): in 1975, in the wildest game in the series, the Buffaloes won 34-27 in Boulder. The scoreboard lit up with 61 points in the first three quarters, and **David Williams'** 12-yard run put CU ahead by the final score with 2:25 left in the third quarter. At that point, the defenses took over for the final 17:25; Cal's last ditch effort with 30 seconds remaining ended at the CU 26, where current Buff linebacker coach **Brian Cabral** intercepted a pass to essentially end the game. It was the first interception of Cabral's career, coming in his sophomore year; he'd go on to swipe three more the rest of his career.

CU-CALIFORNIA BY THE NUMBERS

Here's a look at some numbers-related trivia in the Colorado-California series:

- 0** The number of times the lead has changed hands in all five games in the series combined, *meaning*:
- 0:00** The amount of time the losing team in each game has been in the lead;
- 5-0** The record of the team that scores first in the series, *meaning*:
- 235:46** The amount of time the winning team in each game has been in the lead (out of a max 300, or **78.6** percent of the time);
- 29** The number of years between Cal visits to Colorado's Folsom Field (1982, 2011);
- 31** The number of points Cal scored following five CU turnovers in the 2010 game;
- 42** The number of years between CU visits to California's Memorial Stadium (1968, 2010);
- 130-78** The margin that California has outscored Colorado in the four games;

CU-CALIFORNIA SERIES TRENDS

Here's a quick look at the team statistical trend in the five previous games in the CU-California series:

Date	Site	Result	Attend.	Rank CU CAL	FD	CU att yds td	Rushing yds a-c-i	Passing yds td no	Tot Off ydsFD	CAL att	Rushing yds td a-c-i	Passing yds td no	Tot Off ydsTV
Sept. 28, 1968	Berkeley	L 0-10	27,500	—	—	18	33 124 0	40-17-3 166 0	73 290	22	53 140 1	29-17-1 203 0	82 343 ABC (r)
Sept. 9, 1972	Boulder	W 20-10	50,751	2	—	14	60 260 1	7- 2-0 23 0	67 283	23	35 116 0	50-24-2 261 1	85 377
Sept. 13, 1975	Boulder	W 34-27	46,211	—	—	26	79 437 2	15- 9-0 108 1	94 545	14	32 237 3	25-12-1 177 1	57 414
Sept. 11, 1982	Boulder	L 17-31	35,103	—	—	16	38 48 1	38-21-2 191 1	76 239	19	38 90 3	31-19-2 214 0	69 304
Sept. 11, 2010	Berkeley	L 7-52	55,440	—	—	17	42 75 1	34-18-3 166 0	76 241	18	36 159 1	24-15-0 197 4	60 356 FSN

SERIES RECORDS

Some team and individual bests in the **Colorado-California** series:

TEAM	Most Yards Rushing	Most Total Plays	INDIVIDUAL
Most Points	CU: 260, on Sept. 9, 1972	CU: 94, on Sept. 13, 1995	Most Yards Rushing
CU: 34, on Sept. 13, 1975	UC: 237, on Sept. 13, 1975	UC: 85, on Sept. 9, 1972	CU: 151, Charlie Davis, Sept. 9, 1972
UC: 52, on Sept. 10, 2010	Fewest Yards Rushing	Fewest Total Plays	UC: 112, Chuck Muncie, Sept. 13, 1975
Fewest Points	CU: 48, on Sept. 11, 1972	CU: 67, on Sept. 9, 1972	Most Yards Passing
CU: 0, on Sept. 28, 1968	UC: 25, on Sept. 9, 1995	UC: 57, on Sept. 13, 1975	CU: 172, Randy Essington, Sept. 11, 1982
UC: 10, on two occasions	Most Yards Passing	Most Yards Total Offense	UC: 261, Steve Bartkowski, Sept. 9, 1972
Most First Downs	CU: 191, on Sept. 11, 1982	CU: 545, on Sept. 13, 1975	Most Receptions
CU: 26, on Sept. 13, 1975	UC: 261, on Sept. 9, 1972	UC: 414, on Sept. 13, 1975	CU: 10, Monte Huber, Sept. 28, 1968
UC: 23, on Sept. 9, 1972	Fewest Yards Passing	Fewest Yards Total Offense	UC: 12, Stewart, on Sept. 28 1968
Fewest First Downs	CU: 23, on Sept. 9, 1972	CU: 239, on Sept. 11, 1982	Most Yards Receiving
CU: 14, on Sept. 9, 1972	UC: 177, on Sept. 13, 1975	UC: 304, on Sept. 11, 1982	CU: 98, Monte Huber, Sept. 28, 1968
UC: 14, on Sept. 13, 1975			UC: 144, Wayne Stewart, Sept. 28, 1968

BAY AREA REVENGE WEEKEND?

No doubt many of the San Francisco Bay Area media will spend three or four days on the Front Range, as the Denver Broncos open the 2011 NFL season Monday (Sept. 12). There's an irony to the weekend: in 2010, the Buffs lost at California, 52-7, or by 45 points, while the Broncos fell behind 35-0 to the Oakland Raiders in the first quarter en route to their worst home loss in history, 59-14 (yep, 45 points). Now despite the obviously lopsided score, Cal used turnovers and field position to pull away from CU and got over half its yards in the fourth quarter against CU's second-team defense, but the opposite was true for the Broncos, as from the get-go the Raiders dominated. So you might bill this as a "revenge weekend," Front Range vs. Bay Area.

CALIFORNIA NOTES

California is 1-0 after the Golden Bears opened with a 36-21 win over Fresno State at Candlestick Park in San Francisco (technically a neutral site game; Cal's stadium is being renovated and they will play its home games this fall at AT&T Park in San Francisco). Junior **QB Zach Maynard** led Cal in the first week with 319 yards of total offense, ranking tied for 12th nationwide in the young season. His favorite target after the first week is sophomore **WR Keenan Allen**, who caught eight passes for 112 yards and also caught a touchdown pass in last year's 52-7 win over the Buffs. On defense, the Golden Bears held Fresno State to 210 total yards, the best mark defensive among Pac-12 schools and 16th best in the nation. Cal has 12 tackles for a loss by 10 different players last week, including six sacks from seven players. The 12 stops behind the line of scrimmage was the third most in the nation last week. With Cal and CU playing in the non-conference game, each school will play 10 of its 11 opponents in the Pac-12 this season. Cal will not face Arizona, while the Buffs do not play Oregon State.

➔ **Jeff Tedford** is in his 10th season as head coach at California, his first head coaching job, with a record of 73-42 in Berkeley, including a 5-7 mark last season and the win over Fresno State this year. He is just one win shy of tying Andy Smith for the most wins in Cal football history with 74. Prior to last season, Cal had appeared in seven straight bowl games and had eight straight winning seasons, both either setting or tying school records. The 2002 and '04 Pac-10 Coach of the Year, he went to Cal from Oregon, where he was the offensive coordinator for two years (both Pac-10 championship seasons). His last game at Oregon was the Ducks' 38-16 win over CU in the Fiesta Bowl. Prior to Oregon, Tedford was the quarterbacks coach for one season and then the offensive coordinator at Fresno State, his alma mater, from 1992-97. His first three seasons as a coach were as an offensive assistant for Calgary in the CFL, where he played professionally for six seasons after being named an honorable mention All-American quarterback for the Bulldogs.

➔ This game marks the return of two former CU assistant coaches under Dan Hawkins, **Ashley Ambrose** and **Eric Kiesau**.

➔ California opened the season win a 36-21 win over Fresno State Saturday. After falling behind 7-0 early in the game, the Golden Bears scored three touchdowns in a span of six minutes in the first quarter to take a 19-7 lead (two PAT's were blocked). Fresno State pulled within 19-14 by halftime, but two third quarter touchdowns pushed the Cal lead to 33-14 en route to the 36-21 win. Zach Maynard completed 16-of-35 passes for 266 yards and two scores while rushing for 52 more yards. Isi Sofole ran for 88 yards and a pair of first quarter touchdowns on 24 carries. Two Cal receivers surpassed the 100-yard plateau and combined for 13 of the 16 receptions and 230 of the 266 yards through the air. Keenan Allen caught five passes for 112 yards while Marvin Jones had five receptions for 118 yards and caught both touchdowns from Maynard. Defensively, Cal had 12 tackles for loss, including 2.5 from Mychal Kendricks and a pair from Josh Hill. DL Trevor Guyton returned a 19-yard fumble recovery for a touchdown defensively.

➔ **SID CONTACT/FOOTBALL:** Kyle McRae, Associate Athletic Communications Director, 510/643-4723 (office); mcrae@berkeley.edu.

2011 COLORADO FOOTBALL LETTERMEN PICTURE

Colorado has **49** lettermen returning for 2011 (45 from the 2010 team, with an additional four from 2009); they break down into 19 on offense, 27 on defense and three specialists; the Buffs lose **24** lettermen off the 2010 squad (13 offense/9 defense/2 specialists). CU returns 15 starters from last season (8 offense/7 defense) and loses seven (3 offense/4 defense); several positions had multiple personnel shuttle in and out, so the starter numbers aren't truly reflective of the experience returning. The 2010 starters are listed in bold, and (*) denotes letters earned primarily on special teams while (#) denotes moving to offense in 2011. The breakdown:

OFFENSE

Position	Returning (19)	Lost (13)
WR (x)	Toney Clemons	Will Jefferson, Kendrick Celestine (<i>from 2008</i>)
WR (z)	Paul Richardson , Jason Espinoza	Travon Patterson, Andre Simmons (<i>from 2009</i>)
WR (h)	Kyle Cefalo, Dustin Ebner (<i>from 2009</i>)	Scotty McKnight
LT	*Ryan Dannewitz	Nate Solder
LG	Ethan Adkins , Blake Behrens (<i>from 2009</i>), *David Clark	
C	Shawn Daniels	Mike Itlis , Keenan Stevens
RG	Ryan Miller	Maxwell Tuioti-Mariner (<i>from 2008</i>)
RT	David Bakhtiari	#Bryce Givens
TE	Ryan Deehan , DaVaughn Thornton, Matthew Bahr, Scott Fernandez	Luke Walters
QB	Tyler Hansen	Cody Hawkins
TB	Rodney Stewart , Brian Lockridge	*Corey Nabors

DEFENSE



Position	Returning (27)	Lost (9)
DE	Josh Hartigan , Chidera Uzo-Diribe, Tony Poremba	Marquez Herrod, Forrest West
DT	Curtis Cunningham , Nick Kasa, Nate Bonsu (<i>from 2009</i>)	
NT	Will Pericak , Conrad Obi	Eugene Goree (<i>from 2009</i>)
MLB	*Douglas Rippy, *Evan Harrington, Patrick Mahnke (<i>also NB</i>)	Michael Sipili
WLB	Jon Major , Liloa Nobriga, Derrick Webb	
SLB	#Tyler Ahles, David Goldberg	B.J. Beatty
CB	Paul Vigo, *Ayodeji Olatoye (<i>also S</i>)	Jalil Brown
SS	Anthony Perkins / Terrel Smith , *Vince Ewing (<i>from 2009</i>)	*Cameron Ham
NB	Travis Sandersfeld , Parker Orms, Jonathan Hawkins (<i>also CB</i>)	
FS	Ray Polk	*Matt Meyer
CB	*Arthur Jaffee, *Jered Bell (<i>also S</i>)	Jimmy Smith

SPECIALISTS

Position	Returning (3)	Lost (2)
P	Zach Grossnickle	
PK	Justin Castor	Aric Goodman
SN	Ryan Iverson	Joe Silipo

TALE OF THE TAPE

Here's a comparative look at **Colorado** and **California** in both general areas as well as several statistical categories in 2010 (NCAA/national rankings, if applicable, are in parenthesis):

Category				
	Colorado		California	
Overall Record, 2011	0-1		1-0	
<i>Versus AP Ranked Teams (at time of game)</i>	0-0		0-0	
Overall Record, 1989-current (last 22-plus seasons)	161-105-4	(30)	132-129-1	
<i>Versus Ranked Teams</i>	43-62-2		21-47	
<i>Alumni On NFL Rosters (as of September 10)</i>	15		35	
Rushing Offense	137.0	(85)	158.9	(52)
<i>Average Per Rush</i>	3.7		4.5	
Passing Offense	222.7	(59)	175.1	(94)
<i>Completion Percentage</i>	59.7		55.2	
<i>Average Per Attempt</i>	6.7		6.3	
Passing Efficiency	128.2	(63)	118.3	(89)
Total Offense	359.7	(79)	334.0	(90)
<i>Average Per Play</i>	5.1		5.3	
Scoring Offense	24.2	(84)	25.8	(73)
Rushing Defense	140.3	(48)	132.8	(35)
<i>Average Per Rush</i>	4.0		3.6	
Passing Defense	259.8	(110)	187.0	(25)
<i>Completion Percentage</i>	68.0		56.1	
<i>Average Per Attempt</i>	8.0		6.2	
Pass Efficiency Defense	153.3	(112)	116.9	(31)
Total Defense	400.0	(83)	319.1	(18)
<i>Average Per Play</i>	5.9		4.8	
Scoring Defense	30.8	(91)	22.6	(40)
Third Down Conversion Offense	45.1	(28)	34.9	(100)
Third Down Conversion Defense	41.0	(72)	34.7	(17)
Quarterback Sacks By / Allowed	34 / 21	(24/51)	34 / 23	(13/62)
Net Punting	34.8	(88)	38.5	(19)
Punt Returns	7.3	(69)	12.2	(23)
Punt Return Yardage Defense	7.9	(49)	13.0	(108)
Kickoff Returns	23.3	(27)	21.3	(72)
Kickoff Return Yardage Defense	20.3	(49)	22.5	(83)
Turnovers / Turnovers Forced	19 / 19	(31/53)	17 / 19	(16/77)
Turnover Margin	+ 0.00	(55)	+ 0.17	(45)
Red Zone Scoring Percentage (Offense)	80.5	(72)	89.2	(9)
Red Zone Scoring Percentage (Defense)	83.3	(63)	76.5	(22)
Time of Possession	31:27	(24)	30:19	(53)

2010
↓

GOING FOR THE TRIFECTA

The Buffaloes will be going for their third straight win over Cal in a revenue sport; if you recall, Colorado ended the seasons for both the Bears' men's and women's basketball teams in their respective NIT's last March. Both wins were in convincing fashion, as **Tad Boyle's** Buffs won 89-72, pulling away for good early in the second half, while **Linda Lappe's** women's team raced out to an 18-5 lead just over six minutes in and led 50-23 at halftime on their way to an 81-65 win.

IN COLORADO BUFFALO HISTORY: SEPTEMBER 10

Colorado is **3-1** all-time on **September 10**, having first played on the date for the first time in **1977** when the Buffs opened as the No. 12 in the nation in the *Associated Press* poll, coming off winning the 1976 Big 8 Championship. CU defeated Stanford, 27-21 that day, with TB James Mayberry starring on offense (152 yards, 2 TD) and LB Brian Cabral (see below) on defense. **1983**—Colorado went toe-to-toe at Michigan State but succumbed to the Spartans, 23-17; CU led 10-6 entering the fourth quarter, but MSU scored 17 straight to take control. WR Loy Alexander had seven catches for 100 yards and a TD for the Buffs. **1988**—CU rushed for 446 yards and six different players scored TDs as the Buffs defeated Fresno State in Boulder, 45-3. WR Jeff Campbell's 74-yard touchdown on a reverse was the top highlight, with TB Eric Bieniemy rushing for 118 yards and a score. **2005**—TB Lawrence Vickers scored three TDs and the Buff defense posted their first shutout in three years as Colorado defeated New Mexico State, 39-0, in the latest kickoff (8:10 p.m.) ever at Folsom Field.

SEPTEMBER 10 COLORADO MVP: Brian Cabral. He had a huge game against Stanford to open his senior year in 1977, racking up 25 tackles (13 solo) in CU's 27-21 win. It tied for the second most tackles in school history at the time (still tied for fourth), with the 13 solo stops tying the most at the time. He also had an interception (in the end zone with CU leading, 20-14 midway through the fourth quarter) and two passes broken up in being named the Big 8 Conference's player of the week.

THE LAST TIME: CALIFORNIA 52, COLORADO 7**SEPTEMBER 11, 2010 (MEMORIAL STADIUM, BERKELEY, CALIF.)**

BERKELEY, Calif. — Kevin Riley threw four touchdown passes for California, which turned five Colorado turnovers into 31 points, as the Golden Bears provided a rude welcome to their future conference mates in the Buffaloes, scoring early and often in a 52-7 win.

CU dropped to 1-1 on the season, while Cal improved to 2-0 and then appeared in the coaches' poll at No. 24 the day following the win.

It was decided the return game in Boulder on Sept. 10, 2011 would be played as a non-conference game to complete the home-and-home series, forged prior to CU's joining the Pac-12.

Cal rolled to a 31-0 halftime lead and then poured it on late, including running a double reverse up by 31 with seven minutes left in the game.

Poor field position helped dictate the tough start; after forcing Cal to punt after picking up three first downs, CU was pinned deep and a poor punt (38 yards) and long return (23) set the Bears up at the CU 19, the first of four straight possessions Cal started in CU territory. The Buff defense tried to hold, allowing two touchdowns and a field goal with a fourth down stop, but the Bears put 17 points into the books and the rout was on.

Offensively, the offensive line could not contain Cal and thus put quarterback Tyler Hansen at risk early and often; he was sacked six times, threw three interceptions and lost a fumble. Combined with nine penalties, eight in the first half, the Buffs were behind the 8-ball from the start.

Cal used its longest first-half drive—72 yards on six plays—to take a 24-0 lead on Shane Vereen's 3-yard run with 10:29 left in the half. The Buffs actually dominated the game's next 22:52 stretch, possessing the ball for 20:11, forcing the Bears into three straight three-and-outs while scoring their only points in the window, a 4-yard run on fourth down by Hansen late in the third quarter. Unfortunately for the Buffs, those matched what Cal had already scored in the span — linebacker Mike Mohamed returned a Hansen interception 41 yards for the Bears' final TD of the first half to account for the 31-0 intermission lead.

The Bears closed the scoring with an 82-yard fumble return by senior cornerback Darian Hagan, Jr., the son of CU's former quarterback and current running backs coach, who scooped up the ball after Ryan Deehan lost possession. It was a punctuation mark for Cal.

Riley hit Vereen with a 13-yard scoring pass, capping a meager 19-yard drive, for Cal's first TD. He went on to complete 15-of-24 passes for 197 yards, doing most of his damage deep in CU territory which subsequently led to his throwing four scoring passes.

Colorado actually held an edge in total offense, 179-168, through three quarters, but the Bears more than matched that total in the fourth quarter with 188 yards, the bulk coming on two touchdown drives. The big advantage for Cal came in return yardage, as the Bears held a 169-8 margin, those yards playing a huge role early in the field position game.

COLORADO	0	0	7	0	—	7
California	14	17	0	21	—	52

SCORING	Score	Time	Qtr
California — Vereen 13 pass from Riley (Tavecchio kick)	0-7	7:22	1Q
California — Jones 4 pass from Riley (Tavecchio kick)	0-14	0:51	1Q
California — Tavecchio 31 FG	0-17	14:00	2Q
California — Vereen 3 run (Tavecchio kick)	0-24	10:29	2Q
California — Mohamed 41 interception return (Tavecchio kick)	0-31	0:11	2Q
COLORADO — Hansen 4 run (Goodman kick)	7-31	2:37	3Q
California — Allen 8 pass from Riley (Tavecchio kick)	7-38	12:00	4Q
California — Sofele 1 pass from Riley (Tavecchio kick)	7-45	6:49	4Q
California — Hagan 82 fumble return (Tavecchio kick)	7-52	0:34	4Q

TEAM STATISTICS	COLORADO	CALIFORNIA
First Downs.....	17	18
Third Down Efficiency (Fourth).....	8-18 (1-1)	4-11 (0-2)
Rushes—Net Yards	42-75	36-159
Passing Yards	166	197
Passes (Att-Comp-Int).....	34-18-3	24-15-0
Total Offense	241	356
Return Yards	8	169
Punts: No-Average	6-40.2	4-48.2
Fumbles: No-Lost	2-2	2-0
Penalties/Yards	9/75	6/54
Quarterback Sacks—Yards	2-5	6-41
Time of Possession	32:15	27:45
Drives/Average Field Position	15/C27	12/Ca40
Red Zone: Scores-Attempts (Points).....	1-2 (7)	6-6 (38)

Attendance: 55,440 **Time:** 3:07

Weather: 75 degrees, clear skies, 2-4 mph winds from the northwest

INDIVIDUAL STATISTICS

Rushing—Colorado: Stewart 29-80, Patterson 1-9, Lockridge 1-minus 5, Hansen 11-minus 9. **California:** Vereen 16-59, DeBoskie 4-31, Riley 5-24, Jones 1-23, Sofele 4-10, Yarnway 3-7, Allen 1-6, Tyndall 1-3, Sweeney 1-minus 4.

Passing—Colorado: Hansen 34-18-3, 166, 0 td. **California:** Riley 24-15-0, 197, 4 td.

Receiving—Colorado: Deehan 4-51, Patterson 4-34, Clemons 3-36, McKnight 2-14, Jefferson 2-11, Cefalo 1-11, Walters 1-6, Bahr 1-3. **California:** Allen 5-57, Jones 4-86, Vereen 3-18, Ross 1-27, Stevens 1-8, Sofele 1-1.

Punting—Colorado: Grossnickle 6-40.2 (49 long, 0 In20, 1 TB). **California:** Anger 4-48.2 (66 long, 2 In20).

Punt Returns—Colorado: Patterson 2-8. **California:** Ross 2-33. **Kickoff Returns—Colorado:** Lockridge 6-133, Jaffee 2-37. **California:** Allen 1-17, Sofele 1-10.

Tackle Leaders—Colorado: Perkins 6,5—11; Pericak 6,1—7; Polk 3,3—6; Sipili 4,1—5; Brown 3,1—4; J.Smith 3,1—4; Mahnke 3,0—3; Ahles 1,2—3; Rippey 1,2—3; Sandersfeld 2,0—2. **California:** Mohamed 5,9—14; Kendrick 5,7—12; Anthony 3,4—7; Holt 3,4—7; Jordan 3,2—5; Moncrease 3,1—4; Price 3,1—4; Hagan 1,3—4; Owusu 0,4—4.

Quarterback Sacks—Colorado: Pericak 1-4, West 1-1. **California:** Price 2-13, Kendrick 1.5—10; Jordan 1-9, Guyton 1-9, Owusu 0.5-0.

Interceptions—Colorado: none. **California:** Mohamed 1-41, Nnabuife 1-13, Williams 1-0.

Passes Broken Up—Colorado: Brown, Major, J.Smith. **California:** Anthony, Cattouse, Coleman, Hagan, Holt.

GAME NOTES

CU officials sold out its tickets allotment (4,000) to the game, but plenty of other fans bought tickets from Cal for an estimated **8,500** Buffalo fans in attendance ... California took a **3-2** lead in the series; in the five games, the lead has never changed hands as the team that scored first went on to win ... The series resumed 28 years to the day after the last meeting (Sept. 11, 1982, when both teams debuted new head coaches: **Bill McCartney** for CU and **Joe Kapp** for Cal) ... The Buffs extended their streak with a least one sack to **22** straight games ... One bright spot for the Buffaloes was its offense in third-and-short situations: CU was 6-of-6 on 3rd-&-1 or 2, with **TB Rodney Stewart** rushing for the first down on all six occasions ... FTE Ryan Deehan finally caught his first pass of the year, or the game (12 drives), California's starting field position was at its own 40; but the first seven drives, it was on average at the CU 49 ... UB Mat Bahr caught his first career pass since moving over from offensive tackle ... For all its points, Cal only had three plays over 20 yards in length, two of those coming in the meaningless fourth quarter ... Cal didn't overtake Colorado in total offense for good until early in the fourth quarter; CU had wrestled the lead away late in the third, overcoming a first quarter where it gained minus-8 yards.

DEFENSE AMONG NATIONAL 3-&-OUT LEADERS AGAIN

Colorado has been among the national leaders the past two seasons in forcing “three-and-outs,” or when the opponent is held to three plays then punting (or less if forcing a turnover or if stopped on fourth down without earning a first). In 2009, the Buffs forced 53 in 12 games, 11th best in the nation, while in 2010, the Buffaloes ranked 16th with 41 in 12 games. The Buffs opened 2011 with five against the potent Hawai'i offense. Here's a look at the national numbers in 2010 (*compiled by Ohio State SID office*):

School	G	3 & Outs	Avg.	School	G	3 & Outs	Avg.	School	G	3 & Outs	Avg.
TCU	13	78	6.00	North Carolina State	13	54	4.15	BYU	13	47	3.62
Ohio State	13	74	5.08	Arizona State	12	49	4.08	Louisville	13	47	3.62
Texas	12	61	5.08	Alabama	13	53	4.07	San Diego State	13	46	3.54
Nebraska	14	69	4.93	Missouri	13	52	4.00	Florida State	13	46	3.54
Boise State	13	64	4.92	Utah	13	52	4.00	Notre Dame	13	45	3.46
West Virginia	13	59	4.54	Buffalo	12	45	3.75	Colorado	12	41	3.42
LSU	13	55	4.23	Arizona	13	47	3.62				

IN THE POLLS

Colorado has not been ranked in any *Associated Press* (media) or *USA Today Coaches* poll since November 6, 2005, when the Buffs peaked at No. 21 in the coaches' ballot (No. 22 in the AP and Harris Interactive), but dropped out after a Nov. 12 loss at Iowa State. CU was ranked three times in 2005, reaching No. 18 in the BCS Standings at one point (Nov. 6) and had returned to the polls after a 25-month hiatus on October 9. The Buffs had the 10th longest streak of all-time, as from the 1989 preseason poll through the first five weeks of 1997, CU had a tremendous run of 143 consecutive weeks in the AP poll. CU has been ranked **293** times in its history, the 24th most all-time (Iowa is 23rd with 297, Pittsburgh is 25th with 292). Since 1989, CU has played the fifth most ranked teams in the nation (107), trailing only Florida (119), Florida State (110), Michigan (110) and Ohio State (109).

COLORADO IN THE POLLS – 2011 WEEKLY

A weekly look at where Colorado has placed weekly in each of the four major polls in 2011 (RV—denotes received votes; number is place outside top 25):

Poll	PS	9/06	9/11	9/18	9/25	10/02	10/09	10/16	10/23	10/30	11/06	11/13	11/20	11/27	12/04	Final
<i>Associated Press</i>	---	---														
<i>USA Today Coaches</i>	---	---														
Harris Interactive																
BCS Standings																

43 WINS OVER RANKED TEAMS 12TH BEST SINCE '89

CU's 43 wins over *Associated Press* ranked teams since the start of the 1989 season are the 12th most in the nation in this time frame (22 seasons). Florida State has the most with 71, followed by Florida (68), Ohio State (62), Michigan (60), Miami, Fla. (54), Southern Cal (54), Tennessee (52), Alabama (50), LSU (46), Texas (46), Oklahoma (46), **Colorado (43)**, Penn State (43), Nebraska (41), Notre Dame (41) and Georgia (40); as for the Pac-12, after USC and CU, the next schools on the list are Washington (39), UCLA (37) and Oregon (36). All-time, Colorado's 66 wins over ranked teams are the 23rd most in history. (*AP polls used for these figures because the coaches' poll omits teams on probation, but AP still ranks those teams.*)

- Colorado's last three wins over ranked teams came against No. 17 Kansas in 2009 (34-30), No. 21 West Virginia in 2008 (17-14 in OT) and No. 3 Oklahoma in 2007 (27-24), its last over a top 10/top 5 team. CU has lost 16 straight road games against ranked opponents, with the last win at UCLA 31-17 in 2002.

STATISTICALLY SPEAKING

Here's where the Buffs ranked statistically in select categories in the Big 12 and the NCAA in 2010 (will update with 2011 numbers after two games):

TEAM											
B12	NCAA	Category	Stat	B12	NCAA	Category	Stat	B12	NCAA	Category	Stat
11th	85rd	RUSHING OFFENSE	137.0	4th	48th	RUSHING DEFENSE	140.2	7th	69th	PUNT RETURNS	7.3
8th	59th	PASSING OFFENSE	222.7	9th	110th	PASSING DEFENSE	259.8	3rd	27th	KICKOFF RETURNS	23.3
10th	79th	TOTAL OFFENSE	359.7	6th	83rd	TOTAL DEFENSE	400.0	10th	88th	NET PUNTING	34.8
9th	84th	SCORING OFFENSE	24.2	11th	91st	SCORING DEFENSE	30.8	6th	55th	TURNOVER MARGIN	0.00
INDIVIDUAL (Top 25 in conference)											
Rushing	Big 12	NCAA	Yds/Gm	Receiving Yards	Big 12	NCAA	Yds/Gm	Field Goals	Big 12	NCAA	FG/Gm
Rodney Stewart	3rd	12th	109.8	Scotty McKnight	16th	121st	51.8	Aric Goodman	8th	84th	0.83
Passing Yards	Big 12	NCAA	Avg./Gm	Paul Richardson	21st	42.8	Tackles For Loss	Big 12	NCAA	Pts/Gm
Cody Hawkins	12th	98th	128.9	Toney Clemons	24th	40.2	Michael Sipili	10th	0.88
Passing Efficiency	Big 12	NCAA	Yds/Gm	Punting	Big 12	NCAA	Avg.	Interceptions	Big 12	NCAA	Avg./Gm
Cody Hawkins	9th	69th	125.6	Zach Grossnickle	9th	75th	39.5	Jalil Brown	10th	87th	0.25
Total Offense	Big 12	NCAA	Yds/Gm	Punt Returns	Big 12	NCAA	Avg.	QB Sacks	Big 12	NCAA	Avg./Gm
Cody Hawkins	13th	114th	126.3	None qualified				Josh Hartigan	5th	50th	0.58
Rodney Stewart	15th	123rd	111.8	Kickoff Returns	Big 12	NCAA	Avg.	Forest West	9th	76th	0.50
All-Purpose	Big 12	NCAA	Yds/Gm	None qualified				B.J. Beatty	15th	0.42
Rodney Stewart	7th	31st	134.0	Scoring	Big 12	NCAA	Pts/Gm	Tackles / Tackles For Loss			
Toney Clemons	29th	63.3	Aric Goodman	21st	5.2	CU uses coaches' video; numbers don't match			
Receptions	Big 12	NCAA	No./Gm	Rodney Stewart	22nd	5.0				
Scotty McKnight	17th	92nd	4.2	Kick Scoring	Big 12	NCAA	Pts/Gm				
Toney Clemons	20st	3.6	Aric Goodman	10th	5.2				

COLORADO MAKES MOVE TO PAC-12 CONFERENCE IN 2011

To the surprise of many, in the wild conference realignment scenarios in the spring of 2010, **Colorado** was the first domino to fall when the Buffaloes officially accepted an invitation to join the Pacific-10 Conference on June 11. The CU Board of Regents voted 9-0 in favor of the move, which originally was scheduled to take place for the 2012-13 athletic season was accelerated a year ahead of time, also by a 9-0 board vote on Sept. 21, which ratified a Big proposal to withhold \$6.8 million in revenue distribution from the school for its departure penalty. The Buffs will now become a member of the newly created Pac-12 Conference on July 1, 2011.

"This is an historic moment for the Conference, as the Pac-10 is poised for tremendous growth," said Commissioner **Larry Scott**. "The University of Colorado is a great fit for the Conference both academically and athletically and we are incredibly excited to welcome Colorado to the Pac-10."

Colorado played a vital role in the creation of the Big 12, something apparently forgotten by many in the South Division, both media and administration alike. CU chancellor **Jim Corbridge** and athletic director **Bill Marolt** were key participants, Marolt being one of the top AD's in the nation at the time, which was the spring and summer of 1994; the school received an invitation of December that same year to join the Pac-10, but the Regents voted 6-3 not to join on the advice of both Corbridge and Marolt because CU had played such a significant role in expanding the old Big 8 Conference to add the four Texas schools.

Marolt: "The Big 12 was created when CU was sitting in the chair of the Big 8. All of the decisions related to the conference and the television deals were done at meetings of all members of the 12 eventual schools. I was chair of the athletic directors and Jim was the same for the faculty reps. As you know the chair controls meetings and the agenda so both Jim and I were intimately involved. It's too bad Carl James is no longer alive because he would confirm our role and quiet the historical revisionists." In short, Texas and Oklahoma played no greater role than Colorado.

A LOOK AHEAD: PAC-12 DIVISIONS

Last Oct. 21, several announcements about the future of the now Pac-12 Conference were released, including divisions in football: CU will join Arizona, Arizona State, Southern California, UCLA and Utah in the Pac-12 South; the Oregon and Washington schools along with Cal and Stanford will comprise the Pac-12 North. Here's a look at the divisions and the all-time records of each program through games of September 5 (2011 records in parenthesis):

PAC-12 SOUTH	Season	Games	W	L	T	Pct.
Arizona (1-0).....	108	1,010	562	415	33	.572
Arizona State (1-0).....	99	929	556	349	24	.611
Colorado (0-1).....	122	1,150	671	443	36	.600
Southern California (1-0).....	119	1,135	770	311	54	.702
UCLA (0-1).....	93	960	549	374	37	.592
Utah (1-0).....	118	1,070	616	423	31	.590
Totals		6,254	3724	2315	215	.613

PAC-12 NORTH	Season	Games	W	L	T	Pct.
California (1-0).....	119	1,195	649	494	52	.564
Oregon (0-1).....	116	1,107	590	471	46	.554
Oregon State (0-1).....	115	1,088	499	539	50	.482
Stanford (1-0).....	105	1,054	573	432	49	.566
Washington (1-0).....	122	1,126	664	412	50	.612
Washington State (1-0).....	116	1,048	494	509	45	.492
Totals.....		6,618	3469	2857	292	.546

PAC-12/BIG 12 ROLL CALL

Colorado's move from the Big 12 to Pac-12 wasn't a surprise to most; CU's demographics for years have shown that outside of Colorado, western states and in particular California, have supplied CU with the most students and have the most alumni. In the Fall 2010 enrollment numbers, after the state of Colorado's 16,964 undergraduates, California was second with 2,034 (unspecified came in third with 678, so both Colorado and California likely had a few more). The five Pac-12 states were represented by 2,457 total students (California 2,034; Washington 187; Arizona 143; Oregon 66; Utah 27), while the six Big 12 states sent just 832 to Boulder (Texas 564, Missouri 109, Kansas 65, Oklahoma 37, Iowa 35 and Nebraska 22). As for the living alumni numbers, there are 36,000 in the Pac-12 states (led by 23,500 in California), with 11,000 in the Big 12 states (topped by 6,373 in Texas); there are over 100,000 in Colorado.

PAC-12 INSTITUTIONS AMONG THE WORLD'S BEST, BUFFS WHERE THEY BELONG

The Center of World-Class Universities of Shanghai Jiao Tong University has recognized the academic excellence of Pac-12 member institutions in its 2011 Academic Ranking of World Universities (ARWU). Stanford, Cal and UCLA were three of the top 10 U.S. universities in the rankings, leaving the Pac-12 second only to the Ivy League, which had four in the top 10. Harvard was No. 1, followed by Stanford, MIT, California and Cambridge (England). Overall, nine Pac-12 schools were ranked in the top 100 schools worldwide, including Stanford (2), Cal (4), UCLA (12), Washington (16), **Colorado** (32), USC (46), Arizona State (78), Utah (79) and Arizona (80). As for CU's former conference, the Big 12? Texas (35) and soon-to-be in another conference, Texas A&M (100) were the only two in the top 100. So for those who claimed Colorado's academics didn't fit in with the Pac-12, they might want to do a little research.

COLORADO HAD THIRD LARGEST CROWD FOR SPRING GAME AMONG NEW PAC-12 BRETHREN

Colorado drew the second largest crowd for a spring game in its history on April 9, as 15,655 turned out to see new coach **Jon Embree's** first CU team. That crowd ranked as the third-highest among all Pac-12 schools, with Oregon's 43,468 in attendance for its game on April 30 the largest in conference history. The largest crowd that has witnessed a CU spring game was in 2008, when 17,800 came out in force; CU's top five spring game crowds:

OREGON	43,468	ARIZONA STATE	6,400
USC	16,850	UCLA.....	6,400
COLORADO	15,655	OREGON STATE	5,519
UTAH	15,000	ARIZONA.....	4,500
WASHINGTON.....	10,000	WASHINGTON STATE	4,076
STANFORD	6,800	*CALIFORNIA.....	1,500

*—Cal does not have a formal spring game in a stadium setting.

Year	Score	Attendance	Notes
2008	Black 28, Gold 17	17,800	A record crowd come out in answer to coaches Hawkins and McCartney's challenge to fill Folsom
2011	none (scrimmage)	15,655	First night game; due to injuries, the standard O vs D scrimmage concluded Jon Embree's first spring as coach
1989	#White 38, Black 35	13,642	A then-record crowd for the spring game showed up to honor Sal Aunese, who fighting stomach cancer
2009	Black 17, Gold 10	11,700	Mac's challenge the second straight year helps, but Nuggets in playoffs/Rockies at home offer other options
1990	#White 27, Black 25	11,336	Coming off an 11-1 season, CU was in everyone's top five entering 1990

30TH BEST IN THE NATION SINCE 1989

Colorado still has the nation's 30th best record over the last 22 seasons, or since the start of 1989, CU has posted a **161-105-4** record. From opening 1-0 in '89, through the 10th game of the 2005 season, the Buffs owned one of the top 10 overall records in the nation (**247** consecutive weeks). The best Division I-A records from the start of 1989 through games of September 5 (includes only those teams who were FBS members the entire 22 seasons):

Rk	School	G	W	L	T	Pct.	Wins vs.	vs. AP Ranked Teams		2011
							Non-BCS	G	W-L-T	
1	Ohio State	276	214	59	3	.781	39	109	62-43-3	1-0
2	Florida	281	218	62	1	.778	48	119	68-50-1	1-0
3	Florida State	279	215	63	1	.772	31	110	72-37-1	1-0
4	Nebraska	279	212	66	1	.762	42	84	41-42-1	1-0
5	Miami, Fla.	270	202	68	0	.748	44	97	54-43-0	0-1
6	Tennessee	276	199	74	3	.726	47	105	52-50-3	1-0
7	Texas	273	195	76	2	.718	39	93	46-45-2	1-0
8	Virginia Tech	274	194	78	2	.712	59	77	38-38-1	1-0
9	Michigan	271	191	77	3	.710	30	110	60-48-2	1-0
10	Penn State	272	190	81	1	.700	38	94	43-51-0	1-0
11	Oklahoma	275	191	81	3	.700	40	94	47-46-1	1-0
12	Alabama	276	191	84	1	.694	55	102	51-50-1	1-0
13	Southern Cal	274	188	82	4	.693	22	98	54-43-1	1-0
14	Auburn	269	184	82	3	.690	59	89	40-48-1	1-0
15	Georgia	270	182	87	1	.676	38	97	40-56-1	0-1
16	Brigham Young	278	185	91	2	.669	155	45	13-31-1	1-0
17	Oregon	268	176	92	0	.657	44	81	36-45-0	0-1
18	Notre Dame	270	174	94	2	.648	42	95	41-52-2	0-1
19	Texas A & M	272	175	95	2	.647	51	85	31-53-1	1-0
20	West Virginia	267	169	95	3	.639	51	61	20-39-2	1-0
21	LSU	268	169	98	1	.632	51	106	47-59-0	1-0
21	Wisconsin	272	170	98	4	.632	54	77	26-50-1	1-0
23	Kansas State	268	167	100	1	.624	63	64	19-44-1	1-0
24	TCU	261	162	98	1	.623	129	36	15-21-0	0-1
25	Toledo	260	160	97	3	.621	146	13	5- 8-0	1-0
26	Clemson	269	165	103	1	.615	37	78	29-49-0	1-0
27	Texas Tech	269	165	104	0	.613	65	84	26-58-0	1-0
28	Fresno State	275	167	106	2	.611	144	N/A	0-1
29	Air Force	271	164	106	1	.607	150	35	5-30-0	1-0
30	COLORADO	270	161	105	4	.604	31	107	43-62-2	0-1
31	Georgia Tech	270	161	108	1	.598	29	85	33-52-0	1-0
32	Virginia	269	158	110	1	.589	35	86	28-57-1	1-0
33	Southern Miss	262	153	108	1	.586	131	47	10-37-0	1-0
34	Boston College	269	154	113	2	.576	56	74	24-50-0	0-1
35	Washington	264	147	116	1	.559	26	100	39-60-1	1-0
36	UCLA	263	143	119	1	.546	31	94	37-56-1	0-1

INSIDE THE ABOVE NUMBERS: CU'S 130 WINS OVER BCS TEAMS RANKS 18TH

Looking inside the above numbers, Colorado's 130 wins over BCS teams rank as the 18th most nationally over the last 22-plus seasons (or since the start of the 1989 season). A closer look through games of September 5:

Rk	School	Wins	Rk	School	Wins	Rk	School	Wins	Rk	School	Wins
1	Ohio State	185	7	Miami-Fla.	158	13	Alabama	136	19	Clemson	128
2	Florida State	184	8	Texas	156	13	Virginia Tech	135	20	Auburn	125
3	Florida	180	9	Penn State	152	15	Georgia Tech	132	20	Virginia	123
4	Nebraska	170	9	Tennessee	152	15	Notre Dame	132			
5	Southern Cal	166	11	Oklahoma	151	17	Oregon	131			
6	Michigan	161	12	Georgia	144	18	Colorado	130			

A TAD INEXPERIENCED

Colorado's two starting cornerbacks in 2010 were both drafted into the NFL — **Jimmy Smith** in the first round by Baltimore and **Jalil Brown** in the fourth by Kansas City — but with CU involved in many close games and often against passing teams, the two accounted for 1,571 out of 1,618 snaps. That means the backups played just 47 snaps in 12 games, or four snaps a game. Now, they got more than that appearing in different situations (nickel, safety), but just the 47 when lining up at corner. The most plays in a single game played at corner by a sub were 15 by **Ayodeji Olatoye** against Baylor when Smith was injured.

CB Greg Henderson played all 65 snaps at right cornerback in the opener at Hawai'i, just the second true freshman to play every snap in a season opener at any position in CU history; CB Travis Sandersfeld played all 65 snaps at left cornerback; thus, their combined 130 snaps were 83 more than the entire roster had at the position entering the season.

HEAD COACH JON EMBREE


Jon Embree is in his first season as head coach of the University of Colorado football program (his first as a head coach on any level of football); the 24th full-time head coach in school history (26th overall) and just the third alum to ever take over the reins. He owns a record of **0-1** at Colorado. This is Embree's first head coaching job, but the list of head coaches he's worked under is most impressive: Bill McCartney (Colorado), Rick Neuheisel (CU), Gary Barnett (CU), Karl Dorrell (UCLA), Herm Edwards (Kansas City, NFL) and Mike Shanahan (Washington, NFL), not to mention the countless coordinators and assistant coaches he had worked closely with. A four-year letterman at tight end under McCartney at Colorado (1983-86), he was the Lee Willard Award winner as the team's most outstanding freshman in '83, and earned first-team All-Big 8 honors as a sophomore when he set single season school records for receptions (51) and yards (680). He then became the consummate team player his final two years, as after CU switched to the wishbone on offense, his primary role became that of a blocker. He played in two bowl games (1985 Freedom, 1986 Bluebonnet) and has coached as an assistant in 12 bowl games (9 CU, 3 UCLA). **Embree's Essentials:**



	Overall	Home	Road	Neutral	2nd Half	Ranked	Unranked	Non-league	Pac-12	Bowls
Embree at Colorado (& career)	0-1	0-0	0-1	0-0	0-0	0-0	0-1	0-1	0-0	0-0

COLORADO STREAKS: 2-game plus wins, 2-game plus losses: **0, 0**. 3-game plus wins, 3-game plus losses: **0, 0**. 4-game plus wins, 4-game plus losses: **0, 0**. 5-game plus wins, 5-game plus losses: **0, 0**. Longest winning streak: **0**. Longest losing streak: **0**.

- ◆ Embree has been a part of **178** Colorado Buffalo games with a 106-70-2 record: previously, he logged **121** as a full-time assistant coach (81-39-1), **12** as a volunteer coach (8-3-1) and **46** as a player (17-27; he missed the ninth and 10th games of his freshman season in 1983 with mono).
- ◆ **The Third Alum.** Embree is just Colorado's third head football coach and the first in nearly 50 years who also graduated from the school, as he earned his degree in Communication in 1988. The last was **Bud Davis** ('51), who coached for one season (1962) to steady the waters after the Sonny Grandelius era, with the only other, **Harry Heller**, also coaching just one year, leading CU to an 8-1 record in 1894; Heller was an 1885 graduate.
- ◆ Embree adorned the cover of this past June's *Colorado Avid Golfer*, posing for the photo with his former coach and mentor, **Bill McCartney**. The two had played golf together just one time prior to the shoot, which took place in April and includes an interview during a round of golf.
- ◆ **Subconscious Tradition.** Coaches develop their own signature "whistle blow" to signify that practice has ended and to call the team together to summarize things, make announcements, etc. Embree's consists of six tweets (the whistle kind), the first and last consisting of three notes before a pause with four short ones in the middle. It's the exact same one that McCartney used for 13 seasons at CU, but he didn't realize it until he was told that it matched Mac's, well, to the tweet. When McCartney was informed that Embree was using his whistle sonata, he just laughed, admitting that it was the same one that the late **Bo Schembachler** used when he was an assistant under him at Michigan. Mac said he didn't realize that he was using Bo's either until after he established it at CU: "It's distinct and stands out from regular whistle blows, so that's why I must have subconsciously started using it." And the same goes for Embree.
- ◆ Embree became just the fourth African-American head coach in Pac-12 Conference football history when he was named to the CU position (with Stanford's David Shaw the fifth when he was promoted a month later): Dennis Green was the first when he coached Stanford (1989-91), followed by Ty Willingham, also at Stanford (1995-2001), and then former Colorado assistant Karl Dorrell at UCLA (2003-07); Willingham also was the head coach at Washington (2004-08). Nationally, Embree is one of seven African-American head coaches among the 66 BCS schools and one of the 17 at the 120 Football Bowl Subdivision programs.
- ◆ After his professional career was cut short due to an elbow injury (he had Tommy John surgery), in the spring of 1991, he was ready job to accept a job in television: KCNC in Denver, where he had interned as a student, was working to place him in a smaller market with the eventual plan to return him to Colorado (as he says of what could have been, "This is Jon Embree reporting live from the pig races in Nowheresville."). But McCartney called and offered him a volunteer position to help coach the tight ends that spring, which was right after CU was the consensus '90 national champion. "He didn't ask me, he told me," Embree said. So he thought he'd try it out in the spring, and his very first day, he knew it was his calling. "At the end of the (first) day, Mac asked me, 'What do you think?' I told him I was all in, this is for me, I love it. What I didn't say to him is, 'I want your job.'" Fast-forward 20 years, he has exactly that.
- ◆ Embree's return to Boulder also has it much easier for him to procure his favorite pizza: since the mid-1990s, he has had a pie named for him at **Pasta Jay's** just off the Pearl Street Mall. The "**Pizza Embo**" includes pesto, pepperoni and meatballs and sells for \$11.99 (small), \$13.99 (medium) and \$15.99 (large). Jay, a huge Buffalo donor and fan, also has menu items for others in athletics at CU, including the "**Cabral Pizza**" (Alfredo sauce, capocollo and pineapple, for linebacker coach Brian Cabral), The "**Hagan Option**" named for CU's 1989-91 quarterback, Darian Hagan (three entrée items and sides), and the "**Alfredo Williams**" for CU's Hall of Fame linebacker Alfred Williams (chicken cutlet baked in Alfredo sauce, served over fettuccine).
- ◆ **Embree** is a voter in the Division I-A coaches poll coordinated by *USA Today/ESPN*; coaches are now selected by a random draw. CU's head coach had voted every season from 1987-2009, but Dan Hawkins was not selected last year. Thus, CU has a vote for the 24th year in the last 25.
- ◆ **CONTRACT.** Embree was officially named CU's 24th full-time head coach on Dec. 6, 2010, and signed a 5-year contract worth \$3.7 million overall, not including incentives to coach the Buffaloes, with the contract dates officially running from March 1, 2011 through January 11, 2016.



HEAD COACH JON EMBREE CONTINUED

Jon Embree Year-By-Year Coaching Record

Season	School	Overall						Pac-12 Conference						
		W	L	T	Pct.	Pts	Opp	W	L	T	Pct.	Pts	Opp	Finish/Conf.
2011	Colorado	0	1	-	.000	17	34	0	0	-	.000	0	0	
Colorado/Career Totals.....		0	1	-	.000	17	34	0	0	-	.000	0	0	

As an assistant at Colorado (10 seasons, 1993-2002)	81-39-1	8 bowl games (6-2; 3 New Year's Day, 1-2); 89-42-2 (0-1 in bowls) including his volunteer year in 1991
As an assistant at UCLA (3 seasons, 2003-05).....	22-15	2 bowl games (2-0)
As an assistant at Kansas City (NFL, 3 seasons, 2006-08)	15-34	1 playoff appearance (0-1)
As an assistant at Washington (NFL, 1 season, 2010)	6-10	

PERHAPS A COLLEGE FOOTBALL FIRST?

There's no real way to research this, but **Jon Embree** might be the first collegiate head coach to face three schools who all appear on his first schedule that he selected his alma mater over. Back in January 1983, when Embree, along with a dozen other top prospects in Colorado, listened to the pitch from then CU-head coach **Bill McCartney**, he was one a dozen players who bought into McCartney's vision for the program. The high school All-American from Englewood's Cherry Creek High School then committed and signed with the Buffs, in the end selecting Colorado over Ohio State, Southern California and UCLA, all of whom are opponents on his first schedule as a head coach.

TRIVIA Who were the other Colorado high school seniors who signed along with Embree in that benchmark 1983 recruiting class? Here's the entire class that is credited with helping turn the Buff fortunes around by 1985: **Dave DeLine** (PK, Mullen), **Jon Embree** (TE, Cherry Creek), **Jeff Glenn** (OL, Pomona), **Barry Helton** (QB/P, Simla), **Curt Koch** (DL, Littleton), **Eric McCarty** (FB, Boulder), **Ed Reinhardt** (TE, Heritage), **Sam Smith** (TB, Aurora Hinkley), **David Tate** (WR/CB, Mullen), **Rick Wheeler** (QB, Cherry Creek) and **Troy Wolf** (WR/TE, Arvada). Two others walked on: **Tom Gebhardt** (CB, Boulder) and **Mike Marquez** (RB/CB, Pomona).

COLORADO SUPERLATIVES UNDER JON EMBREE

The home (listed first) and road bests in the Jon Embree Era at Colorado (beginning in 2011):

MOST FIRST DOWNS		MOST TOTAL OFFENSE		FEWEST FIRST DOWNS ALLOWED		LEAST TOTAL OFFENSE ALLOWED	
--- CALIFORNIA	Sept. 10, 2011	--- CALIFORNIA	Sept. 10, 2011	--- CALIFORNIA	Sept. 10, 2011	--- CALIFORNIA	Sept. 10, 2011
15 at Hawai'i	Sept. 3, 2011	240 at Hawai'i	Sept. 3, 2011	19 at Hawai'i	Sept. 3, 2011	343 at Hawai'i	Sept. 3, 2011
MOST RUSHING YARDS		MOST POINTS		FEWEST RUSHING YARDS ALLOWED		FEWEST POINTS ALLOWED	
--- CALIFORNIA	Sept. 10, 2011	--- CALIFORNIA	Sept. 10, 2011	--- CALIFORNIA	Sept. 10, 2011	--- CALIFORNIA	Sept. 10, 2011
17 at Hawai'i	Sept. 3, 2011	17 at Hawai'i	Sept. 3, 2011	165 at Hawai'i	Sept. 3, 2011	34 at Hawai'i	Sept. 3, 2011
MOST PASSING YARDS		MOST TIME OF POSSESSION		FEWEST PASSING YARDS ALLOWED		HIGHEST PUNTING AVERAGE (3+)	
--- CALIFORNIA	Sept. 10, 2011	--- CALIFORNIA	Sept. 10, 2011	--- CALIFORNIA	Sept. 10, 2011	--- CALIFORNIA	Sept. 10, 2011
223 at Hawai'i	Sept. 3, 2011	29:01 at Hawai'i	Sept. 3, 2011	178 at Hawai'i	Sept. 3, 2011	44.9 at Hawai'i (7 punts)	Sept. 3, 2011
MOST OFFENSIVE PLAYS		LONGEST SCORING DRIVE (TD; Yards)		FEWEST OFFENSIVE PLAYS ALLOWED		MOST TURNOVERS FORCED	
--- CALIFORNIA	Sept. 10, 2011	--- CALIFORNIA	Sept. 10, 2011	--- CALIFORNIA	Sept. 10, 2011	--- CALIFORNIA	Sept. 10, 2011
58 at Hawai'i	Sept. 3, 2011	73 at Hawai'i	Sept. 3, 2011	65 at Hawai'i	Sept. 3, 2011	1 at Hawai'i	Sept. 3, 2011

JON EMBREE VERSUS THE NATION

School	W	L	Pts	Opp	School	W	L	Pts	Opp	School	W	L	Pts	Opp
Arizona	0	0	0	0	Ohio State	0	0	0	0	Utah	0	0	0	0
Arizona State	0	0	0	0	Oregon	0	0	0	0	Washington	0	0	0	0
California	0	0	0	0	Southern California ..	0	0	0	0	<u>Washington State.....</u>	<u>0</u>	<u>0</u>	<u>0</u>	<u>0</u>
Colorado State.....	0	0	0	0	Stanford	0	0	0	0	Totals	0	1	17	34
Hawai'i.....	0	1	17	34	UCLA	0	0	0	0					

JON EMBREE / SITUATIONAL (I-A/FBS ONLY)

Category	W	L	Category	W	L	Category	W	L	Category	W	L
Overall	0	1	Ranked Teams	0	0	Overtime	0	0	Sunday	0	0
Home	0	0	Top 5 (0-0 vs. No. 1)	0	0	1 OT	0	0	Monday	0	0
Road	0	1	Top 10	0	0	2 OT	0	0	Tuesday	0	0
Neutral	0	0	Unranked Teams	0	1	3 OT	0	0	Wednesday	0	0
Bowl Games	0	0	As A Ranked Team	0	0	August	0	0	Thursday	0	0
Day Games	0	1	Pac-12 Conference Games	0	0	September	0	1	Friday	0	0
Night Games	0	0	Home	0	0	October	0	0	Saturday	0	1
Shutouts	0	0	Road	0	0	November	0	0	Eastern Time Zone	0	0
Scoring 50+ Points	0	0	Non-Conference	0	1	December	0	0	Central Time Zone	0	0
Scoring 20+ Points	0	0	7-Point Games Or Closer	0	0	January	0	0	Mountain Time Zone	0	0
Scoring <20 Points	0	1							Pacific Time Zone	0	0
Allowing <20 Points	0	1							Hawaii-Aleutian Time Zone	0	1

POINT DIFFERENTIAL

[illegible]

THE CLASS OF '11

This season, 22 programs including Colorado hired new head coaches, 11 of whom are first-time head coaches on the collegiate level (with Ohio State a late addition with the resignation of Jim Tressel). Here's a look at what coaches make up the "class of 2011" and their records through September 5 (*—denotes first college head coaching job):

Coach, School	W	L	Pct.
*Steve Addazio, Temple.....	1	0	1.000
*Dave Doeren, Northern Illinois.....	1	0	1.000
Randy Edsall, Maryland.....	1	0	1.000
*Luke Fickell, Ohio State.....	1	0	1.000
*James Franklin, Vanderbilt.....	1	0	1.000
Todd Graham, Pittsburgh.....	1	0	1.000
Brady Hoke, Michigan.....	1	0	1.000
Pete Lembo, Ball State.....	1	0	1.000
Rocky Long, San Diego State.....	1	0	1.000
*Will Muschamp, Florida.....	1	0	1.000
Paul Pasqualoni, Connecticut.....	1	0	1.000

Coach, School	W	L	Pct.
*David Shaw, Stanford.....	1	0	1.000
*Bill Blankenship, Tulsa.....	0	1	.000
*Jon Embree, Colorado.....	0	1	.000
Hugh Freeze, Arkansas State.....	0	1	.000
Al Golden, Miami-Florida.....	0	1	.000
*Darrell Hazell, Kent State.....	0	1	.000
Mark Hudspeth, Louisiana-Lafayette.....	0	1	.000
Jerry Kill, Minnesota.....	0	1	.000
Dan McCarney, North Texas.....	0	1	.000
*Don Treadwell, Miami-Ohio.....	0	1	.000
*Kevin Wilson, Indiana.....	0	1	.000

WE'RE PUTTING THE BAND BACK TOGETHER...

When **Jon Embree** was hired last December as head coach and he eventually hired three former Buffaloes as assistant coaches, some reacted like that was a rarity in college football. After some research, that was anything but the case. Turns out, the other FBS schools in the state, Air Force and Colorado State, have five alumni on the 10-man staff, including their head coaches as well. In all, there are 18 alumni coaching their alma maters in 2011, with six schools that have half (5 of 10) of the full-time that are alums (led by Utah, which has six), along with 12 that have four or more alumni as full-time coaches, 19 with three or more (22 others have two on staff, and at least 21 have one, meaning over half of the FBS schools, or 62 of 120, have someone on staff who also played there). A look at FBS schools with alumni head coaches and/or with two or more assistants who are alums on staff:

School	Alumni Head Coach	Alumni Assistants (minimum of 2 to be listed if the head coach is not an alum)	Total Alums On F/T Staff
Air Force	Troy Calhoun ('89)	4 Ben Miller ('02), Blane Morgan ('99), Mike Thiessen ('01), Charlton Warren ('99)	5
Colorado	*Jon Embree ('88)	3 Eric Bieniemy ('01), Brian Cabral ('78), Kanavis McGhee ('95)	4
Colorado State	Steve Fairchild ('81)	4 Dan Hammerschmidt ('87), Anthoney Hill ('99), Pat Meyer ('95), Daren Wilkinson ('97)	5
East Carolina	*Ruffin McNeill ('80)	1 Marc Yellock ('00)	2
Kentucky	*Joker Phillips ('85)	2 Greg Nord ('80), Chuck Smith ('81)	3
Miami-Ohio	Don Treadwell ('82)	3 Mike Bath ('01), Matt Edwards ('02), Jay Peterson ('85)	4
Memphis	*Larry Porter ('96)	none	1
Nevada	Chris Ault ('69/'73)	2 Andy Buh ('96), Cameron Norcross ('00)	3
Northwestern	Pat Fitzgerald ('97)	1 Jerry Brown ('72)	2
Ohio State	Luke Fickell ('97)	1 John Peterson ('91), Mike Vrabel ('96)	3
Oklahoma State	Mike Gundy ('90)	2 Doug Meacham ('88), Bill Young ('68)	3
Stanford	*David Shaw ('95)	none	1
Syracuse	Doug Marrone ('91)	3 #John Anselmo ('72/M.S.), Dan Conley ('95), Rob Moore ('90)	4
Tulsa	Bill Blankenship ('79)	1 Denver Johnson ('80)	2
UCLA	Rick Neuheisel ('84)	none	1
Virginia Tech	Frank Beamer ('69)	3 Shane Beamer ('99), Cornell Brown ('97), Torrian Gray ('97)	4
Washington State	Paul Wulff ('90)	3 Steve Morton ('77), Mike Levenseller ('78), Jody Sears ('91)	4
Western Kentucky	*Willie Taggart ('98)	1 Karl Maslowski ('03)	2

Schools With Two Or More Alumni Assistants:

Utah	6	Norm Chow ('68), Tim Davis ('82), Jay Hill ('00), Brian Johnson ('08), Chad Kauha'aha'a ('97), Morgan Scalley ('04)
BYU	5	Ben Cahoon ('98), Brandon Doman ('02), Steve Kaufusi ('94), Kelly Poppinga ('07), Lance Reynolds ('80)
Kansas State	5	Joe Bob Clements ('99), Dana Dimel ('86), Mo Latimore ('76), Michael Smith ('95), Sean Snyder ('94)
Penn State	5	Dick Anderson ('63), Tom Bradley ('79), Galen Hall ('62), Mike McQueary ('98), Jay Paterno ('90)
Hawai'i	4	Rich Miano ('87), Nick Rolovich ('05), Brian Smith ('05), Tony Tuioti ('99)
Army	3	Tony Coaxum ('00), Capt. Clarence Holmes ('03), Joe Ross ('95)
Boise State	3	Scott Huff ('02), Pete Kwiatkowski ('90), Marcel Yates ('00)
Florida State	3	James Coley ('97), Lawrence Dawsey ('91), Odell Haggins ('93)
Oklahoma	3	Cale Gundy ('94), Josh Heupel ('01), Jackie Shipp ('83)
20 with	2	Arizona, Clemson, Connecticut, Florida Atlantic, Florida International, Fresno State, Georgia, Miami-Florida, Missouri, Nebraska, Oregon, Oregon State, Texas, Troy, USC, Utah State, Virginia, West Virginia, Western Michigan, Wisconsin.

(*—minority; note—six of the nation's 17 minority head coaches are at their alma maters; other minority coaches are at Eastern Michigan (Ron English), Florida International (Mario Cristobal), Houston (Kevin Sumlin), Kansas (Turner Gill), Kent State (Darrell Hazell), Louisville (Charlie Strong), Navy (Ken Niumatalolo), New Mexico (Mike Locksley), New Mexico State (DeWayne Walker), Vanderbilt (James Franklin) and Virginia (Mike London); #—did not play football at institution, but earned undergraduate or master's degree there.)

OTHER BUFF ALUMNI IN THE FBS COACHING RANKS: Cedric Cormier, WR, UNLV ('01), Steve Stripling, DL, Cincinnati ('76). **IN THE FCS:** Ty Gregorak, LB, Montana ('99). **AND DOWN I-25 AT CSU-PUEBLO:** Paul Creighton, DL ('03), Bernard Jackson, WR ('06), Donnell Leomiti, DB ('95), Chris Symington, OL ('87).

COACHES ON GAME DAY

The coaching staff, as always, is split between the sidelines and the press box. Head coach **Jon Embree** wears a headset on the sideline, along with offensive coordinator **Eric Bieniemy**, defensive coordinator **Greg Brown**, special teams coach **J.D. Brookhart**, linebacker coach **Brian Cabral**, receivers coach **Bobby Kennedy**, offensive line coach **Steve Marshall** and defensive line coach **Mike Tuiasosopo**. Assistant head coach/quarterbacks coach **Rip Scherer** and defensive ends coach **Kanavis McGhee** are upstairs in the press box with graduate assistants **Jeff Smart** and **Matt Thurin**. Plays are sent in a variety of ways, mainly through signals or shuttled in from substituting players.

COORDINATOR ALUMS NOT SO COMMON, EITHER

As stated above, **Jon Embree** is just the third alum to be named head coach at Colorado; however, when it comes to coordinators, since the position came into vogue in the 1960s, no CU alum has ever served in the capacity until now. **Eric Bieniemy**, CU's all-time leading rusher with 3,940 yards in his career that spanned from 1987-90, was named offensive coordinator/running backs coach the same day Embree was hired – Dec. 6, 2010. He is just the second minority coach to serve in a coordinator capacity for CU, joining **Karl Dorrell**, who was the offensive coordinator under **Rick Neuheisel** from 1995-98.

PREVIOUS PAC-10 CONFERENCE TIES

CU's new football staff does have a familiarity with the school's new conference, as seven members have had experience coaching in the league when it was known as the Pac-10. **Jon Embree** and **Eric Bieniemy** both served as assistant coaches under another former CU assistant, Karl Dorrell, at UCLA between from 2003-05. **Greg Brown** was at Arizona last season and was accompanied to Boulder by **Mike Tuiasosopo**, who spent seven years with the Wildcats, while assistant head coach **Rip Scherer** also logged three years in Tucson from 1988-90. Receivers coach **Bobby Kennedy** also spent a year at Arizona (2001) before spending the next two on the staff at Washington, with offensive line boss **Steve Marshall** coaching the last two seasons at California and was at UCLA for one in 1996. And an eighth staffer, defensive technical intern **Bert Watts**, is a California alum who also worked two years as a grad assistant for the Bears.

NFL EXPERIENCE

Colorado's staff also has plenty of experience both playing and coaching in the National Football League, with 63 total seasons (38 coached, 25 played). Eight of the 10 coaches either played or coached in the NFL (two did both). Research by the Florida SID office indicates that the 63 combined NFL years by Colorado coaches ranks first among all 120 schools in the FBS, followed by Florida with 52 (36 coaching, 16 played). The Pac-12 led the way, with eight schools combining for 269 yards served in the NFL (the SEC was a distant second, six schools combining for 169). Here's a look at the 10 full-time staff members connections to "the league":

Coach	Played	Coached	Total	Coach	Played	Coached	Total	Coach	Played	Coached	Total
HC Jon Embree	2	4	6	TE J.D. Brookhart	0	2	2	DL Kanavis McGhee	5	0	5
AHC Rip Scherer	0	6	6	LB Brian Cabral	9	0	9	DL Mike Tuiasosopo	0	0*	0
OC Eric Bieniemy	9	5	14	WR Bobby Kennedy	0	0	0	Total	25	38	63
DC Greg Brown	0	15	15	OL Steve Marshall	0	6	6	*—served two NFL Minority Internships.			

TOTAL NFL EXPERIENCE (Coached/Played, Years): Colorado 63, Florida 52, SMU 49, USC 48, New Mexico State 42, Stanford 37, Syracuse 37, Miami-Fla. 36.

TOTAL NFL PLAYING EXPERIENCE (Years): Colorado 25, North Carolina 25, Syracuse 25, Miami-Fla. 17, San Diego State 17, Florida 16, South Carolina 16.

TOTAL NFL COACHING EXPERIENCE (Years): USC 48, Colorado 38, SMU 37, Stanford 37, Florida 36, New Mexico State 33, Texas A&M 26, UCLA 25.

(**Note:** CU's **Greg Brown** ranks fourth in NFL coaching experience with 15 years, trailing Monte Kiffin, USC, 26; Dale Lindsey, NMSU, 20; and Charlie Weis, Florida, 16).

OLD-TIMER

Associate head coach and linebacker coach **Brian Cabral** has taken his place among legendary assistant coaches who have spent time at Colorado. Now in his 22nd season (315 games), he is the longest tenured assistant coach in Colorado all sports history. A closer look at the top eight in football:

ASSISTANT COACH LONGEVITY: 1. **Brian Cabral 22 (1990-current)**; 2. Frank Potts 18 (1927-39, 1941-43, 1946-47) and Frank Prentup 18 (1941-58); 4. Dan Stavely 15 (1958, 1963-76); 5. Chet Franklin 12 (1963-74), Mike Hankwitz 12 (1985-94, 2004-05) and Alva Noggle 12 (1920-31); 8. Marshall Wells 11 (1948-58).

Cabral is tied for 10th on the list of active coaches for continuous full-time service at the same school in the nation; eighth among all assistant coaches. The entire national list:

ACTIVE COACHES WITH LONGEST CONTINUOUS FULL-TIME SERVICE AT SAME SCHOOL (entering 2011)

Name	School	Current Position	2011 Season	Name	School	Current Position	2011 Season
Joe Paterno	Penn State	Head Coach	46th	Brian Cabral	Colorado	Linebackers	22nd
Tom Bradley	Penn State	Def. Coordinator/Cornerbacks	32nd	Larry Blakeney	Troy	Head Coach	21st
Bill Kirelawich	West Virginia	Defensive Line	32nd	20+ Years Combined, Multiple Stints/Same School (Years of stints)			
Gary Campbell	Oregon	Running Backs	29th	b-Chris Ault	Nevada	Head Coach/AD (see note)	36th
Lance Reynolds	BYU	Asst. Head Coach/Running Backs	29th	Steve Greatwood	Oregon	Offensive Line (1982-94, 2000-11)	25th
Mo Latimore	Kansas State	Defensive Line	28th	Pete Perot	Louisiana Tech	Offensive Line (1986-96, 2000-11)	23rd
Frank Beamer	Virginia Tech	Head Coach	25th	c-Ken Wilson	Nevada	Assoc. HC/Associate AD (see note)	23rd
Bud Foster	Virginia Tech	Def. Coordinator/Linebackers	25th	Ron Brown	Nebraska	Running Backs (1987-03, 2008-11)	21st
Bill Kenney	Penn State	Tackles & Tight Ends	23rd				
a-Dick Anderson	Penn State	Guards & Centers	22nd				

(a-his second stint at PSU; also on staff 1973-83, so 33rd year overall; b-three stints as head coach, 1976-92, 1994-95, 2004-present; but was AD from 1986-2004; c-two stints as assistant coach, 1976-92, 2004-present; was an associate AD 1999-2003.)

CABRAL CELEBRATES 300TH GAME AS A BUFFALO, TURNS EYE TO ... 400?

Long-time linebacker coach **Brian Cabral** celebrated his 300th game as Colorado Buffalo in 2009, and did it in style in CU's thrilling 35-34 win over Texas A&M (he now has been involved in 316). He wore his famous trademark lava lava wrap in CU colors for the game (the Buffs are 6-3 when he dons the garb, which he did once in 2010—for CU's 29-27 win over Georgia; he won't wear more than once anymore, as he lost the last two times he wore it for the second time in the same year). A former inside linebacker for the Buffs, he originally was a middle guard until suffering an elbow injury midway through his freshman year ('74) before switching to linebacker in a career that spanned 46 games from 1974-77. He has coached in 257 since joining the coaching staff as a graduate assistant in 1989. He had a 9-year career in the National Football League (1978-86) and then worked two years as GA for Purdue before making his way back to Boulder. Cabral finished his CU career as the Buffs' all-time leading tackler with 297; he is still tied for 16th on the all-time list. He has coached eight of the players who have passed him on the list: **Matt Russell, Greg Biekert, Jordon Dizon, Ted Johnson, Chad Brown, Michael Jones, Thaddaeus Washington** and **Jashon Sykes**, with a ninth, senior **Jeff Smart**, finishing just six behind his total with 291.

WILL HE OR WON'T HE?

As stated above, **Brian Cabral** annually wears his signature black and gold floral print lava lava on the sidelines for a game. With the Buffaloes playing for the first time since New Year's Day 1925 in his native Hawai'i, people from all over asked if he would break it out and wear it in Aloha Stadium. He only said it would be a "game day decision" and decided that morning to wear it; however, it did not prove to be CU's good luck charm. He first donned a lava lava for CU's 51-43 win over Oregon in the 1998 Aloha Bowl, wearing a red and blue wrap to honor the family of the late Sal Aunese (CU's starting quarterback who passed away from stomach cancer in 1989). Then at the urging of then-head coach Dan Hawkins, Cabral debuted his personalized wrap with CU colors in 2007 against No. 3 Oklahoma; down 24-7, the Buffs rallied for a 27-24 win.

CABRAL & THE LAVA LAVA

Date	Opponent	Result
Dec. 25, 1998	Oregon (Aloha Bowl)	W 51-43
Sept. 29, 2007	OKLAHOMA	W 27-24
Nov. 23, 2007	NEBRASKA	W 65-51
Sept. 18, 2008	WEST VIRGINIA (OT)	W 17-14
Nov. 15, 2008	OKLAHOMA STATE	L 17-30
Nov. 7, 2009	TEXAS A&M	W 35-34
Nov. 27, 2009	NEBRASKA	L 20-28
Oct. 2, 2010	GEORGIA	W 29-27
Sept. 3, 2011	at Hawai'i	L 17-34

THE VERTICAL GAME

CU, as in the case with most teams, often is most dangerous on offense when the unit can strike for the big play both via the rush and pass. Here's a look at CU's 20-plus plays in recent memory, going back to 1994, when CU had a high of 76 plays over 20-yards, almost equal in nature (37 rush, 39 pass):

Season	Total	Rush	Pass	Season	Total	Rush	Pass	Season	Total	Rush	Pass	Season	Total	Rush	Pass
1994	76	37	39	1999	57	12	45	2004	48	13	35	2009	44	7	37
1995	61	11	50	2000	38	8	30	2005	54	16	38	2010	43	11	32
1996	64	12	52	2001	58	21	37	2006	35	18	17	2011	3	1	2
1997	46	9	37	2002	58	35	23	2007	58	18	40				
1998	40	11	29	2003	47	5	42	2008	40	8	32				

CAREER CHART WATCH

Here's where several Buffs rank on some of CU's all-time statistical charts one game into the 2011 season (*Note: Colorado does not count bowl stats into career totals to protect past history, thus career number will differ from NCAA*):

- ⇒ **WR TONEY CLEMONS** is 53rd in receptions (43) and is 69th in receiving yards (482);
- ⇒ **TE RYAN DEEHAN** is 53rd in receptions (432) and is 81st in receiving yards (430);
- ⇒ **QB TYLER HANSEN** is 10th in passing yards (3,045), eighth in pass completions (291), ninth in passing attempts (490), 10th in touchdown passes (17), 13th in total offense (3,373) and is 14th in adjusted rushing yards by a quarterback (808);
- ⇒ **TB BRIAN LOCKRIDGE** is seventh in kickoff return yards (948), is ninth in returns (43) and 101st in rushing (412);
- ⇒ **TE PAUL RICHARDSON** is 67th in receptions (37) and is 53rd in receiving yards (563);
- ⇒ **TB RODNEY STEWART** is fifth in rushing yards (2,796), is second in rushing attempts (638), is 35th in receptions (52), is 67th in receiving yards (496), is fourth in yards from scrimmage (3,292), seventh in all-purpose yards (3,292), is tied for 14th in rushing touchdowns (21) and is tied for 28th in scoring (126 points).

IN-SEASON BIRTHDAYS

Here's the list of those coaches and players who have birthdays to celebrate during the 2011 season (starting last week of August; *—denotes on a game day):

Aug. 24 Justin Castor (20)	Oct. 1 *Derrick Webb (21)	Oct. 17 Kyle Washington (19)	Nov. 23 Josh Moten (20)	Dec. 21 Conrad Obi (23)
Aug. 29 Terrel Smith (19)	Oct. 2 David Clark (23)	Oct. 24 Kirk Poston (20)	Nov. 28 Ethan Adkins (23)	Dec. 21 Darragh O'Neill (20)
Aug. ... Josh Hartigan (22)	Oct. 4 Kanavis McGhee (43)	Oct. 30 Cody Yellen (19)	Dec. 5 Nelson Spruce (19)	Dec. 26 Woodson Greer III (19)
Aug. 31 Bert Watts (32)	Oct. 5 Brent Burnette (22)	Oct. 31 Logan Gray (23)	Dec. 6 Tyler Ahles (23)	Dec. 27 Greg Henderson (19)
Aug. 31 Kyle Slavin (20)	Oct. 7 Lowell Williams (20)	Nov. 5 Nick Kasa (21)	Dec. 6 Blake Behrens (23)	Dec. 30 Malcolm Creer (19)
Sept. 2 Keegan LaMar (19)	Oct. 7 Keenan Canty (19)	Nov. 13 Brady Daigh (19)	Dec. 6 Tyler Hansen (22)	Dec. 30 Will Pericak (21)
Sept. 8 Jean Onaga	Oct. 10 Greg Brown (54)	Nov. 13 Douglas Rippey (22)	Dec. 7 Stephane Nembot (20)	Jan. 3 Rodney Stewart (21)
Sept. 9 Zach Grossnickle (21)	Oct. 11 Toney Clemons (23)	Nov. 14 Harrison Hunter (20)	Dec. 8 Kirk Jones (27)	Jan. 6 Max Tuioti-Mariner (21)
Sept. 10 *Mike Tuiasosopo (48)	Oct. 14 Mark Brundage (23)	Nov. 17 Miguel Rueda (40)	Dec. 10 Travis Smith (26)	
Sept. 20 Jordan Marquez (20)	Oct. 14 DaVaughn Thornton (22)	Nov. 18 Jarrod Darden (21)	Dec. 14 Cordary Allen (20)	
Sept. 25 Jashon Sykes (32)	Oct. 15 *Jon Embree (46)	Nov. 22 Jeff Smart (25)	Dec. 15 Paul Vigo (22)	
Sept. 30 David Bakhtiari (20)	Oct. 16 J.D. Brookhart (47)	Nov. 23 Will Oliver (19)	Dec. 19 Vince Ewing (22)	

TRENDS**1985-2011**

Since 1985, when the Buffs returned to their traditional winning ways after six frustrating years, Colorado is **189-124-4**; in these 317 games spanning 26-plus seasons, CU has posted the following records (including bowls):

♦ with 400-plus yards total offense	108-21-2	♦ when holding opponent under 300 yards total offense	89-19-1
♦ with 500-plus yards total offense	52- 5-0	♦ when leading at halftime	151-24-2
♦ when converting 50 percent or better on 3rd down	73- 9-1	♦ when leading after three quarters (151-15-3 in last 169)	156-18-3
♦ when punting three or fewer times	67-18-1	♦ when scoring 24 or more points	155-26-2
♦ with zero turnovers (138-39-2 with two or fewer)	34-12-2	♦ when held to 13 points or less	3-47-0
♦ when holding opponent to 17 points or less	110-19-1	♦ when not committing a turnover or allowing a sack	14- 0-0
♦ when holding opponent under 100 yards rushing	96-13-1	♦ when holding edge in 1st downs & possession time	104-22-2

TRENDS II**1989-2011**

Since 1989, when the Buffs became a regular in the national rankings, Colorado has posted the nation's 29th best overall record at **161-105-4**. Here are some trends during this time frame (270 games over 22-plus seasons, including bowls):

➤ when running more plays than the opponent	92-43-3	➤ when rushing for 200-plus yards	82- 5-1
➤ with 400-plus yards total offense (47-5 with 500-plus)	94-21-2	➤ when rushing for 250-plus yards	55- 2-1
➤ when scoring 30 or more points	106- 9-1	➤ when rushing for 300-plus yards	31- 0-1
➤ when leading in possession time (54-71-1 when not)	107-34-3	➤ when rushing and passing for at least 200 yards	36- 2-0
➤ when making 20-plus first downs	101-36-1	➤ when passing for 200-plus yards	87-52-2
➤ when converting 50 percent or better on 3rd down	59- 8-1	➤ when passing for 300-plus yards (10-0-1 400-plus)	25-16-1
➤ when scoring first	100-30-1	➤ when passing for more yards than rushing	81-89-2
➤ with zero turnovers (121-63-2 with two or fewer)	28-12-2	➤ when holding edge in 1st downs & possession time	86-22-2
➤ when holding opponent to 17 points or less	85-13-1	➤ when holding edge in field position	125-30-1
➤ when holding opponent under 100 yards rushing	80-13-1	➤ when not committing a turnover or allowing a sack	13- 0-0
➤ when holding opponent under 300 yards total offense	67-14-1	➤ when out-rushing the opponent	131-14-3
➤ when average field position is CU 30+ (26-3 40+)	116-47-2	➤ when owning the edge in return yards	117-37-2
➤ when play selection is 50 percent rushing calls	134-33-2		

TRENDS III**EMBREE ERA (2011)**

Jon Embree took over the Buffalo program for the 2011 season (**0-1** record); so it's obviously early but we'll chart his numbers in below categories:

Category		Category	
➤ when scoring 20 or more points (0-1 when not)	0- 0	➤ when leading after three (0-1 trailing, 0-0 tied)	0- 0
➤ when scoring 30 or more points	0- 0	➤ when holding opponent under 100 yards rushing	0- 0
➤ when scoring 40 or more points	0- 0	➤ when holding opponent under 300 yards offense	0- 0
➤ when scoring 50 or more points	0- 0	➤ when rushing for 200-plus yards	0- 0
➤ when holding opponent to 17 points or less	0- 0	➤ when rushing for 250-plus yards (0-0 300-plus)	0- 0
➤ in games decided by 7 points or less	0- 0	➤ when rushing for more yards than passing	0- 0
➤ with two or fewer turnovers (0-0 with zero)	0- 1	➤ with a 100-yard rusher	0- 0
➤ when turnover margin was plus or even	0- 1	➤ when rushing and passing for at least 200 yards	0- 0
➤ when scoring first (0-1 when not)	0- 0	➤ when passing for 200-plus yards	0- 1
➤ when leading at halftime	0- 0	➤ with 400-plus yards total offense	0- 0
➤ when trailing at halftime (0-0 when tied)	0- 1	➤ with 500-plus yards total offense (0-0 with 600-plus)	0- 0

TURNOVERS ARE INDEED COSTLY

Most head coaches believe that when it comes to turnovers, they are one of the single most important factors in winning or losing ball games. Statistics back up the argument, as the below shows that it is definitely better to take than to give over the last 22 seasons, in which CU owns the nation's 30th best overall record:

	Turnovers Committed	Turnovers Forced	+/-	Scoring Off Turnovers		
				PF	PA	+/-
161 WINS	266	401	+ 135	1,312	544	+768
EMBREE ERA (0 WINS)	0	9	...	0	0
105 LOSSES (& 4 TIES)	265	180	- 85	427	855	-407
EMBREE ERA (1 LOSS)	1	1	...	3	3	E
22-SEASON TOTALS (268 Games)	5311	581	+ 50	1,739	1,399	+340
EMBREE ERA (1 GAME)	1	1	...	3	3

BYE ... IDLE ... OFF

Whatever your pleasure in calling a week off after the season has begun, Colorado is now **21-15** since 1985 right around the time bye weeks started to come into vogue (the only other season that featured an open weekend between 1967 and 1985 was in 1979). Only seven non-conference games had a break prior, including both West Virginia games in 2008 and 2009; CU has won all five home non-league games after bye in this time frame: Stanford (1990), Wisconsin (1994), Wyoming (1997), WVU (2008) and Georgia (2010); the two losses both came on the road, at Miami-Fla. (2005) and at West Virginia (2009).

SCORING STREAKS

The Buffs scored in a school record **242** consecutive games until Missouri ended the streak on October 25, 2008; it was first shutout loss since November 12, 1988 by Nebraska in Lincoln (7-0). The Buffs had scored in **94** consecutive road games (**123** including neutral sites) as well as in **153** straight league games, all **103** in Big 12 play, including the four title games, and their final 50 in Big Eight competition, dating back to the '88 shutout at Nebraska. But two other streaks remain:

- CU has scored in **142** straight games at home (last shutout: a 28-0 loss to Oklahoma on Nov. 15, 1986), and has scored in **137** straight games against non-conference opponents (last shutout: a 44-0 loss at home to LSU on September 15, 1979). The home shutout losses to Oklahoma in '86 and LSU in '79 are the only two times CU has not scored at Folsom Field over the course of the last **281** games (all the way back to 1963).
- CU has been shutout just nine times in its last **503** games (dating to October 5, 1968), but only five schools have administered them: Oklahoma (three times), Missouri (twice, the last two), Nebraska (twice), Louisiana State and Michigan.

TWO-MINUTE WARNING

Colorado has scored **137** times in **219** tries, including **23** game winning or tying scores, when the offense has gone into the "two-minute offense" drill since 1988; that's 64 percent of the time (**0-of-0** this year). However, the Buffs were **2-of-9** in the drill in 2010 (scoring first half TDs at Kansas and versus Kansas State); highlights last year (**9-of-14**) included the game winning score against Texas A&M (*Cody Hawkins was 5-of-7, Tyler Hansen 4-of-7 leading the drill*). In 2008, CU was **5-of-10**, highlighted by scoring a TD with urgency to tie the game with Eastern Washington scoring twice in the last 9:14 to rally and defeat Iowa State. CU was **9-of-12** in 2007, utilizing the drill to score field goals at the end of each half against CSU, a fourth quarter TD against Florida State (and nearly a second one), once for six before the half versus Miami, for the game winning field goal, though a bit less rushed, against Oklahoma, and twice in the final stages at Iowa State (scoring a TD a nearly the tying field goal), a first half TD against Nebraska and two TDs against Alabama in the Independence Bowl (one in each half); the Buffs were **2-of-6** in 2006. Thus, in the Dan Hawkins Era, CU was 25-of-43 in the drill (58.1 percent). One of the most prolific years in the drill was 1994, when CU was 7-of-8; that included two scores in the final two minutes at Michigan, including that certain play of the decade. Between 1988 and 1994, Colorado was an amazing **61-of-81** in the two-minute offense, with 44 touchdowns. The chart showing CU's scores:

2-Min. Offense/Scores	1988	1989	1990	1991	1992	1993	1994	1995	1996	1997	1998	1999	2000	2001	2002	2003	2004	2005	2006	2007	2008	2009	2010	2011	Totals
Total.....	10-13	11-11	11-14	8-12	6-12	8-11	7-8	5-8	4-6	6-11	3-5	6-13	6-10	5-9	1-4	5-8	4-5	4-9	2-6	9-12	5-10	9-14	2-9	0-0	137-219
First Half.....	6-7	10-10	6-7	4-5	4-9	6-7	4-4	4-6	4-6	1-3	2-3	5-8	4-5	4-7	1-2	2-4	2-2	3-5	2-4	4-5	1-2	2-4	2-5	0-0	83-119
TDs/FGs.....	4/2	7/3	2/4	3/1	2/2	5/1	3/1	3/1	3/1	0/1	0/2	2/3	2/2	4/0	1/0	2/0	1/1	3/0	0/2	3/1	0/1	1/1	2/0	0/0	53/30
Second Half.....	4-6	1-1	5-7	4-7	2-3	2-4	3-4	1-2	0-0	5-8	1-2	1-5	2-5	1-2	0-2	3-4	2-3	1-3	0-2	5-7	4-8	7-10	0-4	0-0	54-100
TDs/FGs.....	4/0	1/0	4/1	4/0	1/1	2/0	2/1	1/0	0/0	5/0	0/1	1/0	1/1	1/0	0/0	2/1	2/0	0/1	0/0	4/2	4/0	7/0	0/0	0/0	45/9
Winning/Tying Scores	2	0	2	2	2	0	2	1	0	1	0	1	0	0	0	3	1	1	0	2	2	1	0	0	23

SAFELY AHEAD

The Buffs have been a virtual lock to win once they have a lead of two or more scores (nine-plus points) over the past 35 seasons. Since 1976 (game 1), CU has protected a two-score lead **218** of **241** times, losing 20 and tying three when it blew the lead. A closer look (*—Disneyland Pigskin Classic at Anaheim):

Date	Opponent	CU Lead (when)	Result	Date	Opponent	CU Lead (when)	Result
11/06/10	at Kansas	28 (45-17; 4th Quarter)	L, 45-52	11/11/00	Iowa State	11 (20-9; 2nd Quarter)	L, 27-35
10/23/10	TEXAS TECH	10 (24-14; end 3rd Qtr)	L, 24-27	09/02/00	Colorado State (Den)	10 (24-14; 3rd Quarter)	L, 24-28
11/19/09	at Oklahoma State	11 (21-10; 3rd Quarter)	L, 28-31	10/23/93	at Kansas State	9 (9-0; 2nd Quarter)	T, 16-16
10/10/09	at Texas	11 (14-3; 2nd Quarter)	L, 14-38	09/18/93	at Stanford	10 (37-27; 4th Quarter)	L, 37-41
11/28/08	at Nebraska	14 (14-0; 1st Quarter)	L, 31-40	09/15/90	at Illinois	14 (17-3; 2nd Quarter)	L, 22-23
11/10/07	at Iowa State	21 (21-0; 3rd Quarter)	L, 28-31	08/26/90	*Tennessee	14 (31-17; 4th Quarter)	T, 31-31
09/08/07	at Arizona State	14 (14-0; 2nd Quarter)	L, 14-33	09/27/86	ARIZONA	9 (21-12; 4th Quarter)	L, 21-24
10/28/06	at Kansas	9 (9-0; 3rd Quarter)	L, 15-20	11/03/84	KANSAS	11 (27-16; 4th Quarter)	L, 27-28
09/23/06	at Georgia	13 (13-0; 4th Quarter)	L, 13-14	10/16/82	at Oklahoma State	13 (13-0; 1st Quarter)	T, 25-25
10/23/04	at Texas A&M	12 (19-7; 3rd Quarter)	L, 26-29 OT	09/19/81	WASHINGTON STATE	10 (10-0; 4th Quarter)	L, 10-14
11/01/03	at Texas Tech	14 (14-0; 1st Quarter)	L, 21-26	10/10/79	OKLAHOMA STATE	20 (20-0; 4th Quarter)	L, 20-21
10/04/03	at Baylor	9 (23-14; 3rd Quarter)	L, 30-42				

Colorado has lost only 23 games (and was tied twice) dating back to 1980 when leading by *any* margin at any point in the fourth quarter or overtime. The most recent losses were Kansas in Boulder this year (led 45-17 with 11:04 to play), as well as Texas Tech (led 24-14 at start of the fourth quarter), at Oklahoma State in 2009 (led 21-17 and 28-24) and in 2008 at Nebraska (when the Huskers scored 10 points in the final 1:43). In conference play, only Kansas (1984, 2006), Nebraska (1984, 1998, 1999, 2001, 2008), Oklahoma State (1997), Texas A&M (2004), Baylor (2006) and Oklahoma State (2009) have rallied in the fourth to topple CU in this span. The ties came against Tennessee in 1990 (31-31, after leading 31-17) and Kansas State in 1993 (16-16 after taking a late 16-13 lead).

- Colorado has won **102** of its last **117** games in which it at any point has held a two-score lead—and **29** of the last **39**). A 2003 loss to Baylor snapped a 26-game winning streak in such situations on the road, and an overall streak of 49 consecutive wins from 1993 to 1999 was snapped by CSU in 2000. In this same span, **Colorado has rallied to win 34 games and tie two others dating back to 1981 after once trailing at some point in the fourth quarter** (not including coming from 27-3 down against Nebraska in 1999 before losing in OT). The most recent wins of this variety came last year against Texas A&M (won 35-34 after trailing 31-21 with 11:01 remaining) and in 2008 versus Iowa State (won 28-24 after trailing 24-13 with 9:14 left) and Eastern Washington (won 31-24 after being down 24-17). In 2007 CU rallied from 28-17 down in the third and 28-25 in the fourth to defeat CSU 31-28 in overtime) and Oklahoma (down 24-7 late in the third, eventually tying the fourth largest comeback in school history in winning 27-24).

CAREER GAMES PLAYED/STARTED CHART

Listed below are the career games played/started, including bowls, for the players on the 2011 Colorado Buffaloes. The players on the 2011 opening roster collectively had played in **890** games, with **303** starts entering the season. Recent past numbers entering a season have been **877** games played/**313** started (2010), **847/236** (2009), **817/277** (2008), **853/251** (2007), **1,053/295** (2006) and **1,080/314** (2005). The list (includes bowls):

Player	G	GS	Player	G	GS	Player	G	GS	Player	G	GS	Player	G	GS
ADKINS	27	21	DANIELS	4	0	HARRIS	1	1	NICHOLS	0	0	SMITH	7	6
AHLES	33	4	DANNEWITZ	23	0	HARTIGAN	36	10	NOBRIGA	11	5	SPRUCE	0	0
ALLEN	0	0	DARDEN	2	0	HAWKINS	27	1	O'NEILL	1	—	STEWART	33	18
ASIATA	0	0	DEEHAN	37	19	HENDERSON	1	1	OBI	29	1	TAU	1	0
BAHR	30	15	DORMAN	0	0	HIRSCHMAN	0	0	OLATOYE	11	0	THOMPSON	0	0
BAKHTIARI	13	12	EBNER, Dr.	0	0	IVERSON	13	0	OLIVER	1	—	THORNTON	11	2
BEHRENS	17	16	EBNER, Du.	8	1	JAFFEE	26	0	ORMS	2	2	TU'UMALO	1	0
BELL	12	1	ESPINOZA	26	5	JONES, C.	0	0	PAPILION	0	0	TURBOW	0	0
BONSU	13	0	EWING	6	0	JONES, T.	0	0	PARKER	0	0	TUSO	0	0
BRISCO	0	0	FERNANDEZ	11	1	KASA	17	1	PERICAK	25	25	UZO-DIRIBE	13	2
BRUNDAGE	0	0	FORD	1	0	KOCH	0	0	PERKINS	30	19	VIGO	5	1
BURNETTE	0	0	FROISTAD	0	0	LaMAR	0	0	PLIMPTON	0	0	VINCENT	0	0
CANTY	0	0	GOLDBERG	16	0	LEWIS	0	0	POLK	24	16	WALKER	0	0
CASTOR	4	—	GOODSON	0	0	LOCKRIDGE	27	3	POREMBIA	7	0	WASHINGTON	0	0
CEFALO	12	1	GORMAN	1	0	MAHNKE	36	6	POSTON	0	0	WEBB	13	1
CLARK, D.	21	0	GRAY	1	0	MAJOR	15	8	PUGH	0	0	WILLIAMS	1	0
CLARK, J.	0	0	GREER	0	0	MARQUEZ	0	0	RICHARDSON	13	5	WOOD	0	0
CLEMONS	13	8	GROSSNICKLE	12	—	McCULLOCH	1	0	RICHTER	0	0	YATES	0	0
COTNER	0	0	HANDLER	1	0	MILLER	39	36	RIPPY	18	2	YELLEN	0	0
CRABB	0	0	HANSEN	21	17	MOTEN	1	0	SANDERSFELD	32	6	TEAM	947	325
CREER	0	0	HARLOS	0	0	MUNYER	1	1	SCHROCK	0	0	2010 Final	1548	577
CUNNINGHAM	37	24	HARRINGTON, E.	13	1	MUSTOE	0	0	SHAW	0	0			
DAIGH	1	0	HARRINGTON, S.	0	0	NEMBOT	0	0	SLAVIN	0	0			

LAST TRUE FRESHMEN TO START: CB Greg Henderson (2011); SS Jered Bell, WR Paul Richardson, SS Terrel Smith, DE Chidera Uzo-Diribe (2010), WR Will Jefferson (2009); TE Ryan Deehan, FS Patrick Mahnke, TB Darrell Scott, TB Rodney Stewart, OG Max Tuioti-Mariner (2008); TB Brian Lockridge, OG Kai Maiava, OT Ryan Miller, WR Josh Smith (2007); CB Cha'pelle Brown, LB Michael Sipili (2006); Maurice Lucas (2005); ILB Jordon Dizon (2004).

LAST TRUE FRESHMEN TO START AT QUARTERBACK: Tyler Hansen (2008), Craig Ochs (2000), Koy Detmer (1992). **IN A SEASON OPENER:** Has not occurred.

LAST TRUE FRESHMEN TO START AT RUNNING BACK: Darrell Scott (2008), Rodney Stewart (2008), Brian Lockridge (2007), Brian Calhoun (2002), Marcus Houston (2000). **IN A SEASON OPENER:** Kent Kahl (1991).

LAST REDSHIRT FRESHMEN TO START: C Daniel Munyer (2011); OT David Bakhtiari, UB Scott Fernandez, ILB Liloa Nobriga, S Parker Orms, TE DaVaughn Thornton, CB Paul Vigo, ILB Derrick Webb, DE Forrest West (2010); WR Dustin Ebner, T Bryce Givens, OT Will Pericak, FS Ray Polk, OLB Doug Rippy (2009); OT Matt Bahr, OG Blake Behrens, S Anthony Perkins (2008); QB Cody Hawkins, WR Scotty McKnight, OG Wes Palazzi, TE Nate Solder, TB Demetrius Sumler (2007).

LAST PLAYERS TO START FOR THE FIRST TIME AS A SENIOR: FB Evan Harrington, DT Conrad Obi (2011); TE Luke Walters (2010); TB Kevin Moyd, OLB Bryan Stengel (2009); WR Steve Melton (2008), TE Joe Sanders (2007); Paul Creighton, TE Dan Goettsch, C Bryce MacMartin, TB Mell Holliday, WR Nick Holz (2006); WR Mike Duren, OG Terrance Barreau (2004).

STARTING STREAKS

Through one game in 2011, **DT Curtis Cunningham** and **NT Will Pericak** have made the most consecutive starts on the team, both with 25. After that defensive duo, next in line are **OG Ryan Miller** (16), **FS Ray Polk** (13), **OG Ethan Adkins** (11) and **OT David Bakhtiari** (6).

FIVE MAKE FIRST CAREER STARTS IN 2011

Five players made their first career starts in the season opener at Hawai'i: **FB Evan Harrington**, **OT Jack Harris**, **CB Greg Henderson**, **C Daniel Munyer** and **NT Conrad Obi**. Henderson became the first true freshman to start at cornerback in a season opener since **Victor Scott** in 1980, while Munyer was the first redshirt freshman to start at center since **Andre Gurode** in 1998 (who also started in the season opener), and just the third freshman to start a game at the position (**Bryan Stoltenberg** started all 12 games in 1992 as a redshirt; no true CU frosh has ever started a game at center). Henderson also became just the seventh true freshmen in CU history to have started from scrimmage in the opening game of the season; here are those who were thrown into the fray from play one from scrimmage: **TB Billy Waddy**, 1973 (at Louisiana State); **CB Victor Scott** and **OLB Scott Hardison**, 1980 (at UCLA); **HB Eric Bieniemy**, 1987 (vs. Oregon); **OG Clint Moore**, 1991 (vs. Wyoming); **ILB Jordon Dizon**, 2004 (vs. Colorado State) and **CB Greg Henderson**, 2011 (vs. Hawai'i). Add an eighth for the first play of the game/season on special teams (kickoff coverage team): **PK Kevin Eberhart** (kicked off vs. Colorado State in Denver).

ANNUAL FIRST-TIME STARTERS: 1984 (29), 1985 (9), 1986 (15), 1987 (14), 1988 (16), 1989 (7), 1990 (16), 1991 (23), 1992 (15), 1993 (7), 1994 (6), 1995 (11), 1996 (8), 1997 (14), 1998 (27), 1999 (14), 2000 (16), 2001 (12), 2002 (16), 2003 (20), 2004 (12), 2005 (11), 2006 (24), 2007 (18), 2008 (15), 2009 (18), 2010 (21), **2011 (5)**.

SIXTEEN SEE FIRST CU ACTION AT HAWAII

A total of 16 players, including 11 freshmen (six true, five redshirts) played in the 2011 season opener at Hawai'i. Here's the breakdown by class of those players who saw their first CU action in 2011 (*—mainly special teams duty):

TRUE FRESHMEN (6): ILB *Brady Daigh, CB Greg Henderson, WR Tyler McCulloch, P *Darragh O'Neill, PK *Will Oliver, ILB *K.T. Tu'umalo

REDSHIRT FRESHMEN (5): S *Justin Gorman, TB *Tony Jones, CB Josh Moten, C Daniel Munyer, ILB *Lowell Williams

SOPHOMORES (3): TB *Josh Ford, OT Jack Harris, C Gus Handler

JUNIORS (0).

SENIORS (2): WR Logan Gray, OL *Sione Tau

Recent counts seeing their first action at Colorado: **26** (2010), **22** (2009), **30** (2008), **28** (2007), **19** (2006), **16** (2005), **24** (2004) and **24** (2003).

2011 PARTICIPATION CHART

The participation chart for the 2011 Colorado Buffaloes; KEY: **S**—started; **✓**—played; **DNP**—dressed, but did not play; **INJ**—injured; **(—)**—denotes did not dress; **SSP**—suspended; *****—saw first action as a Buffalo in 2011:

Player	HAW	CAL	CSU	OSU	WSUSTAN	UW	ORE	ASU	USC	UA	UCLA	UTA
ADKINS	S											
AHLES	✓											
ALLEN	DNP											
ASIATA	DNP											
BAHR	S											
BAKHTIARI	S											
BEHRENS	—											
BONSU	✓											
BRISCO	—											
BRUNDAGE	—											
BURNETTE	—											
CANTY	DNP											
CASTOR	✓											
CEFALO	✓											
CLARK, D.	✓											
CLARK, J.	—											
CLEMONS	S											
COTNER	—											
CRABB	DNP											
CREER	—											
CUNNINGHAM	✓											
*DAIGH	✓											
DANIELS	INJ											
DANNEWITZ	✓											
DARDEN	—											
DEEHAN	S											
DORMAN	—											
EBNER, Dr.	—											
EBNER, Du.	—											
ESPINOZA	✓											
EWING	INJ											
FERNANDEZ	DNP											
*FORD	✓											
FROISTAD	—											
GOLDBERG	✓											
GOODSON	DNP											
*GORMAN	✓											
*GRAY	✓											
GREER	—											
GROSSNICKLE	—											
*HANDLER	✓											
HANSEN	S											
HARLOS	DNP											
HARRINGTON, E.	S											
HARRINGTON, S.	INJ											
*HARRIS	✓											
HARTIGAN	S											
HAWKINS	✓											
*HENDERSON	S											
HIRSCHMAN	DNP											
IVERSON	✓											
JAFFEE	✓											
JONES, C.	—											
*JONES, T.	✓											
KASA	✓											
KOCH	—											
LaMAR	—											

Player	HAW	CAL	CSU	OSU	WSUSTAN	UW	ORE	ASU	USC	UA	UCLA	UTA
LEWIS	ILL											
LOCKRIDGE	✓											
MAHNKE	✓											
MAJOR	S											
MARQUEZ	—											
*McCULLOCH	✓											
MILLER	S											
*MOTEN	✓											
*MUNYER	S											
MUSTOE	—											
NEMBOT	—											
NICHOLS	—											
NOBRIGA	—											
*O'NEILL	✓											
OBI	S											
OLATOYE	✓											
*OLIVER	✓											
ORMS	S											
PAPILION	—											
PARKER	DNP											
PERICAK	S											
PERKINS	S											
PLIMPTON	—											
POLK	S											
POREMBIA	✓											
POSTON	DNP											
PUGH	—											
RICHARDSON	S											
RICHTER	—											
RIPPY	S											
SANDERSFELD	S											
SCHROCK	DNP											
SHAW	—											
SLAVIN	DNP											
SMITH	✓											
SPRUCE	DNP											
STEWART	S											
*TAU	✓											
THOMPSON	—											
THORNTON	✓											
*TU'UMALO	✓											
TURBOW	—											
TUSO	—											
UZO-DIRIBE	S											
VIGO	✓											
VINCENT	—											
WALKER	—											
WASHINGTON	DNP											
WEBB	✓											
*WILLIAMS	✓											
WOOD, A.	—											
YATES	—											
YELLEN	—											
DRESSED	71											
PLAYED	57											

Inactive For 2011: Bell (injured), Hunter (transfer), C.Wood (transfer).

EXPERIENCE ANALYSIS

A look at annual fluctuations in the percentage of upperclassmen starting games over the last decade or so at Colorado; in 2010, juniors and seniors made the most starts since 2005. In 2004, seniors started the fewest percentage of games (25.1) since the 1995 team (which had only seven seniors), while 38.8 percent of the starts were made by underclassmen; that's when the current cycle of youth really started. A year-by-year glance at starts by class since 1999:

Season	G	SR	JR	SO	FR (RS-True)	UpperCl%	Fr-Pct.
1999	12	115	42	86	21 (20-1)	59.5	8.0
2000	11	55	116	38	33 (15-18)	70.7	13.6
2001	13	102	95	83	7 (0-7)	68.9	2.4
2002	14	155	130	14	9 (0-9)	92.5	2.9
2003	12	105	49	78	32 (14-18)	58.3	12.1
2004	13	72	103	100	11 (0-11)	61.2	3.8
2005	13	116	112	48	10 (4-6)	79.7	3.5

Season	G	SR	JR	SO	FR (RS-True)	UpperCl%	Fr-Pct.
2006	12	92	84	71	17 (11-6)	66.7	6.4
2007	13	89	106	38	53 (29-24)	68.2	18.5
2008	12	106	54	63	41 (24-17)	60.6	15.5
2009	12	57	90	89	28 (24-4)	55.7	10.6
2010	12	82	111	37	34 (22-12)	73.1	12.9
2011	1	11	4	5	2 (1-1)	68.2	9.1

THE PRIMO TWENTY-FOUR

Colorado is one of just **24** schools in I-A/FBS history to be able to make the claim of winning (or sharing) a national championship and also having a Heisman Trophy winner. The criteria for national championship consideration included those crowned by the *Associated Press*, the coaches and the BCS; 30 total schools at one point in the past have been able to claim the throne. This prestigious short list (Alabama is the latest to join, doing so in 2009, with Auburn doing it again in 2010):

School	National Championships	Heisman Trophies	School	National Championships	Heisman Trophies
Alabama	1961-64-65-73-78-79-92	2009	Nebraska	1970-71-94-95-97	1972-83-2001
Army	1944-45	1945-46-58	Notre Dame	1943-46-47-49-66-73-77-88	1943-47-49-53-56-64-87
Auburn	1957-2010	1971-85-2010	Ohio State	1942-54-57-68-2002	1944-50-55-74-75-95-2006
Brigham Young	1984	1990	Oklahoma	1950-55-56-74-75-85-2000	1952-69-78-2003-08
Colorado	1990	1994	Penn State	1982-86	1973
Florida	1996-2006-08	1966-96-2007	Pittsburgh	1937-76	1976
Florida State	1993-99	1993-2000	Syracuse	1959	1961
Georgia	1980	1942-82	Texas	1963-69-70-2005	1977-98
Louisiana State	1958-2003	1959	Texas A&M	1939	1957
Miami, Fla.	1983-87-89-91-2001	1986-92	TCU	1938	1938
Michigan	1948-97	1940-91-97	UCLA	1954	1967
Minnesota	1936-40-60	1941	USC	1962-67-72-74-78-2003-04	1965-68-79-81-2002-04-05

Schools with national championships and no Heisman winner are Michigan State (2), Tennessee (2) and Clemson, Georgia Tech, Maryland and Washington (all 1).

AROUND THE NATION

Colorado has traditionally stocked its roster with players from primarily three states: Colorado, California and Texas (71 percent of the entire roster as of September 5—80 of 113 players). The roll call of state producers for the Buffs: Colorado **41**, California **30**, Texas **9**, Hawai'i **5**, Arizona **4**, New Jersey **3**, Ohio **3**, North Carolina **2**, Pennsylvania **2**, Tennessee **2**, Alabama **1**, Florida **1**, Georgia **1**, Idaho **1**, Illinois **1**, Kansas **1**, Louisiana **1**, Missouri **1**, Nevada **1** and New Mexico **1**. That's **20** states total along with the District of Columbia (**2**) that has produced the make-up of this year's team.

► **AROUND THE WORLD:** Four Buffaloes were born outside of the United States: **OL Paulay Asiata** (Auckland, New Zealand), **DL Stephane Nembot** (Douala, Cameroon), **PK Darragh O'Neill** (Cork, Ireland) and **OL Sione Tau** (Pago Pago, American Samoa). **CB Ayodeji Olatoye** is American-born, but both his parents were born in Nigeria, and grayshirt **OL Alex Kelley**, who will enroll in January, was born in Madrid, Spain, where his parents were working as missionaries.

MOST SENIORS SINCE 1987

There are 28 seniors suiting up for the final time as Buffaloes this fall—the most since 30 did so in the 1987 season. CU has had under 20 seniors each of the last four seasons after having 26 in 2006; the all time low was seven in 1995 (all of whom were invited to the Hula Bowl, likely the only time in college football history 100 percent of a school's senior class were in the same postseason all-star game). A look at the annual numbers:

1982—13	1985—16	1988—10	1991—13	1994—13	1997—22	2000—9	2003—21	2006—26	2009—16
1983—25	1986—9	1989—14	1992—11	1995—7	1998—13	2001—26	2004—11	2007—17	2010—16
1984—22	1987—30	1990—24	1993—19	1996—18	1999—22	2002—23	2005—20	2008—17	2011—28

★ In the program's most recent heyday, 1989-96, when CU sported the fourth best record in college football (78-15-4), the average number of seniors per team was **14.9**. The 1989 team that went 11-0 boasted just 14 seniors, and that 1995 team, minus 10 NFL draft selections in the first 71 picks, went 10-2 with just the seven seniors.

FOUR NAMED 2011 CAPTAINS

Jon Embree announced the selection of four captains for his inaugural season as head coach of the University of Colorado, with the group consisting of three seniors and a junior. Seniors **Tyler Hansen** and **Ryan Miller** will serve as the offensive captains, while senior **Anthony Perkins** and junior **Jon Major** will have the honors as the defensive captains, as all four were selected in a vote by their teammates on August 18. "They were voted on by the players, and I think they made excellent choices for who the leaders of the team will be this year. There's no finer honor than having that kind of respect from your peers."

Embree also will select a fifth captain for each game, which he said will almost always be based on the previous week's special teams performances or for a special situation that would warrant a player being chosen.

👤 Hansen, who stands 6-1, 215 pounds and hails from Murrieta, Calif., is the first fourth-year quarterback to be named a CU captain since 1987, when **Mark Hatcher** was tapped by his peers. He joins only **Mike Moschetti** (1999), **Joel Klatt** (2004-05) and **Cody Hawkins** (2010) as quarterbacks who have been picked as season-long captains since Hatcher.

👤 Miller, a 6-8, 295 pound offensive guard who has received some preseason All-America mention, played at Littleton's Columbine High School and with his selection, makes it five in the last six years that an offensive lineman will serve as one CU's captains. He follows **Nate Solder** (OT, 2010), **Daniel Sanders** (C, 2008), **Tyler Polumbus** (OT, 2007) and the last guard to be named, **Brian Daniels** (2006).

👤 Perkins is a 5-10, 200-pound strong safety who prepped at Northglenn High School; the last safety to serve as a captain was **Ryan Walters** in 2008. They are the only two since **Medford Moorer** in 2003; Moorer is now an academic counselor for the Buffs. Perkins is at full-strength after missing the last half of the 2010 season after suffering a season-ending knee injury.

👤 Major, a 6-2, 230-pounder from Ponderosa High School in Parker, will be the first junior captain since Klatt was named for the first of two years in the role in 2004. Major also had his season last fall cut short with a knee injury and is back at 100 percent.

It's the first time as many as three Colorado high school performers will serve as team captains since 2004, when Klatt (Arvada), defensive tackle **Matt McChesney** (Niwot) and tailback **Bobby Purify** (Colorado Springs) earned the distinction.

CEFALO AWARDED LAST AVAILABLE SCHOLARSHIP

Embree also announced on August 19 that senior wide receiver **Kyle Cefalo** has been placed on scholarship, as he filled the last vacancy on the 85-man active scholarship list allowed all FBS schools by the NCAA.

Cefalo transferred to Colorado in the spring of 2009 from Wenatchee Community College, where he attended one semester after originally signing out of high school with Oregon State on a baseball scholarship. But his career there was cut short due to an arm injury, so he turned to his next love, football. A teammate of Cody Hawkins at Bishop Kelly High School in Boise, he then decided to follow his friend to Boulder. He caught six passes for 35 yards as junior in 2010, playing in 11 games which included a start in the season opener against Colorado State.

"Since I've been here from day one, Kyle has done it both on and off the field," Embree said. "He works hard and he is a great teammate. He'll be a great contributor for us and I'm happy for him and his family."

"When coach Embree told me, I was speechless at first, but I'm just really excited and happy," Cefalo said. "It's nice when four years of hard work can pay off and the coaches recognize that. It was totally out of the blue, coach called me up on stage in front of the whole team. I had no idea what he was going to do. Everybody was really excited, it was really cool to see all my teammates react like they did and give me hugs. It was a great moment."

COMEBACK BUFFS

Colorado has won only 21 games over the last five-plus seasons, but in nine of those games, the Buffs rallied from 10 or more points down, including three in 2009. The Buffaloes spotted Hawai'i a 10-0 halftime lead, but a strong third quarter, including two short **TB Rodney Stewart** touchdown runs, did UH in as the Buffaloes outscored the Warriors 31-3 in the second half. In the next game, CU took an early 14-3 lead against Georgia, but the Bulldogs responded with 21 straight points to go up 24-14; Colorado countered with a 15-3 run to rally and win, 29-27. Later in the year, the Buffs were down early 14-3 against Kansas State, but stormed back with 27 unanswered points and take control of the game. Eight have taken place in Boulder, with the ninth (the first one) in Denver against Colorado State. A closer look:

COLORADO COMEBACKS

Trailed By	Time, Qtr.	Final	Opponent (Date)
11 (3-14)	3:47, 1Q	44-36	KANSAS STATE (Nov. 20, 2010)
10 (14-24)	10:40, 3Q	29-27	GEORGIA (Oct. 2, 2010)
10 (0-10)	0:00, 2Q	31-13	HAWAII (Sept. 18, 2010)
10 (21-31)	11:01, 4Q	35-34	TEXAS A&M (Nov. 7, 2009)
11 (13-24)	9:14, 4Q	28-24	IOWA STATE (Nov. 8, 2008)
14 (7-21)	7:29, 2Q	31-24	EASTERN WASHINGTON (Sept. 6, 2008)
11 (24-35)	0:23, 2Q	65-51	NEBRASKA (Nov. 23, 2007)
17 (7-24)	12:23, 3Q	27-24	OKLAHOMA (Sept. 29, 2007)
11 (17-28)	10:05, 3Q	31-28	OT; Colorado State (Sept. 1, 2007)

HISTORICALLY

Colorado is in its second century of intercollegiate football, as the Buffaloes are in their 122nd season of competition having played **1,150** games with an all-time record of **671-443-36**. CU currently stands 20th on the all-time win list and is 24th in all-time winning percentage (.600; those schools with at least 50 seasons in Division I-A). Only 12 Division I schools have played more seasons of intercollegiate football than Colorado; Washington is the only Pac-12 school that matches CU's total of 121, with only USC having won more games (769) and USC, Washington and Arizona State the Pac-12 schools owning higher winning percentages than the Buffs. In Boulder, the Buffs are **296-146-10** in 86 seasons on the "hilltop" (Folsom Field).

LITTLE KNOWN RARITY

In CU history, the Buffaloes have had a 100-yard rusher and receiver in the same game on **31** occasions (and are **23-8** in games when this occurs). It's happened twice this year, both times with **TB Rodney Stewart** (175, 123) and **WR Paul Richardson** (141, 121) eclipsing 100 yards in back-to-back games against Kansas and Iowa State. It occurred nine times last decade, twice in 2009 (versus Texas A&M: **TB Rodney Stewart** 118 yards, **WR Markques Simas** 135; and against Nebraska: Stewart 110 yards, **WR Scotty McKnight** 114, Simas 108). The previous time was at Baylor in 2007 (**TB High Charles** 109 yards, and **WR Josh Smith** 103). In 2001, the first time the same player had 100 yards in both in the same game at Colorado occurred when **TB Cortlen Johnson** had 172 rushing and 105 receiving at Iowa State. *A closer look at this unique list can be found on page 159 of the 2011 CU Information Guide & Record Book supplement.*

FOLSOM FIELD CAPACITY SNAPSHOT

Folsom Field's official capacity is now 53,613, as school officials have removed 137 seats over the last few years from the fourth rows of the three Flatiron Club levels on the west side, all of which had obstructed views. The capacity had been listed as 53,750 since the east side stadium expansion in 2003. Folsom is tied for the 18th oldest venue among the 120 NCAA Division I-A/FBS stadiums. It is the fourth oldest stadium in the Pac-12 Conference, as only Husky Stadium (Washington, 1920), Rose Bowl Stadium (UCLA, 1922) and Los Angeles Memorial Coliseum (USC, 1923) are older. Cal's was older, but it is undergoing a complete renovation this year.

STAT SHOTS

Here are some interesting statistical bullets about Colorado football:

- ➔ **30+.** In its history, Colorado is **299-14-1** when scoring 30 or more points, along with records of **211-5** with 35-plus points and **195-4** with 36-plus, **172-3** with 38-plus and **110-1** with 43 or more tallies. The four losses with 35 more points came to Air Force (58-35 in 1968), Oklahoma (82-42 in 1980), Stanford (41-37 in 1993), Toledo (54-38 in 2009) and Kansas (52-45 this year). CU has played **1,150** games in its history, registering point totals of every number between 0 and 70 except 1 (duh!) and 68, and has hit 75 and 109 above that mark.
- ➔ Colorado is **102-65-3** in its last **170** league games, and has the 14th fewest conference losses in the nation since 1989 for schools that have been league members for that time period. Within this record is a 25-game span in which CU did not lose a conference game, the fourth longest streak all-time in the Big Eight (1958-1995). Colorado was 23-0-2 during that run.
- ➔ Colorado has scored 30 or more points in **116** of its last **270** games, posting a **106-9-1** record. The most recent losses were at Kansas last year (52-45) and at Toledo in 2009 (54-38). The Buffs have scored at least three touchdowns in **181** of these **270** games dating to the start of 1989, going **139-40-2** (CU is **22-65-2** when held to two or fewer touchdowns).
- ➔ CU has allowed **478** touchdowns in the **903** times that the enemy has cracked its 20 dating back to 1988; the other **425** times have yielded **226** field goals as well as **199** non-scores. In this time frame, that works to the opponent coming away with nothing 24% of the time when penetrating the CU 20, and three points or less 48% of the time, solid defensive numbers.
 - ➔ Since 2006, the opponent penetrated the CU red zone **228** times, with **134** touchdowns, **58** field goals and **36** non-scores.
- ➔ Since the middle of the 1998 season, the Buffalo "D" has rose to the occasion when the opponent has started a drive inside CU territory. Going back to the last six games in 1998 to the present, CU has allowed just **124** touchdowns out of **306** drives started on the CU side of the 50 (and just **184** scores overall, meaning **122** non-scores). Over the last six seasons, CU's allowed just **142** scores (98 TD/44 FG) in **225** drives started from the 50 on into CU territory (**13** scores out of **22** times in 2010, and just **11** TDs).
- ➔ CU has topped 400 yards of total offense in **58** of its last **167** contests (three times in 2010), as CU has made a decent habit of it since the start of the 1993 season. In **221** games in this span, CU has gained 400 or more yards **94** times (43 percent). The Buffaloes also have topped the 500-plus yard mark in **43** of the **221** games since the '93 season opener (21%)... and note that CU has played **86** ranked teams in this span.
- ➔ For years, the mark of a strong CU team was that the Buffaloes routinely averaged six or more yards on first down. The last time the Buffs averaged six or more for a season was in 2001, their Big 12 Championship year. Colorado did it six times between 1989 and 1997, including a team record best of **7.2** in both 1989 and 1994.
 - ➔ In the Hawkins Era, CU averaged **5.5** per first down play in 2006, followed by **5.3** (2007), **4.4** (2008 and 2009) and **4.5** in 2010. Since 1966, CU has averaged less than 4.3 just six times (last in 1984) and less than 4.1 just once—3.5 in 1979.
 - ➔ In the 2011 opener, CU averaged **4.0** yards a crack on first down against Hawaii, but just **1.1** on 12 rushing plays.
- ➔ Dating back to the fifth game of the 1999 season, an OT win over Missouri, the Buffs have **47** scores by return, or non-offensive scores, in the last **147** games (one in 2010, with season highs of eight in 1999 and 2002). Since the '95 opener and including postseason, CU has **68** scores by return in **196** games (61 regular season, seven bowl), or two every five games.
- ➔ **200/200.** Colorado has accomplished the 200 "double-double," that is 200 yards both rushing and passing **15** times in the last **146** games (and **36** times in the last **219**, dating to 1993). CU averaged over 200 in each for the season in both 1993 and 1994 (the first times ever at CU), as well as in 2001 (228.5/205.9). The Buffs are **36-2** since 1989 when they have reached the 200 plateaus in both. *Prior to '93, CU had accomplished the feat only 19 times in its first 929 games in its history.*
- ➔ **Grass.** Colorado is **73-62-1** in its last **136** games on grass, dating back to the 1985 season (**69-56** in the last **125**, including a **43-30** mark at home since Folsom Field converted back to grass in 1999).
- ➔ **Artificial Turf.** Colorado is **92-45-3** in its last **140** games on non-grass fields dating back to 1989, including a **59-33-3** mark in conference games. CU was 0-3 on the fake stuff in 2010 and is 0-1 thus far in 2011.
- ➔ The Buffs have been a bit of an enigma on **third down** defensively dating back to 2003. That year, while opponents converted at an ordinary 34.6 percent clip (56-of-162), it's what they accomplished on the ones they made, gaining 966 yards on those 56 makes, or an average of **17.3** per play; otherwise, CU allowed just 61 yards on the other 106 plays, or just 0.6 per. In 2004, opponents were 92-of-205 (44.9%), but gained 1,300 yards on the 92 conversions (**14.1** per). In 2005, that number was down a bit to **10.2** on the 73 conversions, but jumped to **12.0** in 2006 (**1,022** yards on the **85** conversions). In '07, as opponents had **838** yards on 60 makes (**14.0** per), and just 130 on 113 misses (1.1). In '08, opponents had **643** yards on its' 66 makes (**9.7** per), and just 78 on the 102 misses (**0.8**). In 2009, opponents had **913** yards on its' 58 makes (**15.7** per), and just **15** on the **112** misses (**0.1**). In 2010, the foe had 66 makes, gaining **814** yards (12.3 per) conversion; it had 7 yards on the other 95 tries (**0.07**).
- ➔ In the '11 opener, Hawai'i gained **110** yards on eight makes (**13.8** per), and just **8** on the eight misses (**1.0**).
- ➔ **Third Down & 36 Inches.** CU was **18-of-22** on 3rd-&-1 (81.8%) in 2010.
- ➔ **No Turns Or Sacks.** Dating back to 1972, Colorado is **14-0** in games when not allowing a sack or committing a turnover. The latest occurrence of this was in 2007—twice, in the 65-51 throttling of Nebraska and in the 31-26 win at Texas Tech. It also happened twice in 2005, when CU did it in a three-game span (in a 41-20 conquest of Texas A & M and a 44-13 win over Kansas). Those were the first times since 2001, when CU also did it twice (San Jose State and Nebraska). In these 14 games, the Buffs have outscored the opponent by **570-284**, with only three games decided by less than 17 points (a 21-16 win at Iowa State in 1993 and the two 2007 games).
- ➔ In 2009, it is what it is as the saying goes, but one of the most all-time perplexing stats to *never* come across these pages showed that the Buff defense was likely to shut you down four times in five in 2009. But take for example the Missouri game: the Tigers gained 341 yards on 19 plays, and had 59 yards on the other 56. That was practically the case for every game in 2009: on the season, the opponent picked up 3,027 of its 4,356 yards on 142 plays, averaging 21.3 yards for those plays; the other 663 plays netted 1,329, or 2.00 per try; it all added up to 17.6 percent of opponent plays gaining 69 percent of the yardage.
 - ➔ As Lee Corso would say, in 2010, not so fast, my friend; CU allowed 50 plays over 20 yards, totaling **1,633** yards; basically 6.2 percent of the plays producing 34 percent of the yards.
- ➔ Colorado was fairly stout in goal-to-go defense in 2009; the opponent had 21 G-T-G's and had just 12 touchdowns (16 scores overall); opponents started 29 drives in CU territory, but had just eight touchdowns (18 scores overall) to show for it. In 2010, the foe had 23 TDs in 28 G-T-G situations, but only 11 TDs on 22 drives started on CU's side of the field.
- ➔ Colorado rarely folds when the opponent is faced with a 3rd-and-20 or longer. Since Miami, Fla., converted on a 3rd-and-20 in its 35-29 win in Boulder in 1993, opponents are just **4-of-100** on 3rd-and-20 or more (**0-of** last-**10**; Kansas converted on a 3rd-&-29 in 2009). The Buff defense had stopped the opponent 51 straight times until UCLA converted a 3rd-and-30 in 2003, and then 30 straight times before KU made good in '09. The CU offense is **9-of-97** when it's faced with 3rd-and-20 plus in the same span.
- ➔ Dating back to 1993, CU has scored in **625** of **908** quarters (70%). Those numbers include **2** of **4** quarters in 2011.

"OUTSIDE THE NINE DOTS"

Some out of the ordinary records by the Buffs in some unique situations:

- ❑ Colorado is **89-56** in its last **145** games against teams who were not undefeated at the time of the game;
- ❑ Colorado is **77-29** against teams with three or more losses dating back to the 1985 season;
- ❑ Colorado is **69-31-1** in its last **101** games against schools that include the word "State" (dating to 1986);
- ❑ Colorado is **530-247-25** all-time in games played in the Mountain Time Zone (Colorado, Arizona, Montana, New Mexico, Utah, Wyoming)

FOURTEEN TO THE HOUSE ON THE FIRST TRY WHEN IT COMES TO THEFTS & SCORES

CU players have a penchant to return their first career interceptions for touchdowns, as since 1992, **14** Buffaloes have scored after stealing their first college pass. The latest was in 2007, when redshirt frosh **CB Jimmy Smith**, as his 31-yard return of a Joe Ganz pass cut Nebraska's lead over CU to 35-31 early in the second half and was the impetus to a 65-51 comeback win. The one previous was the most spectacular of the lot: **ILB Marcus Burton** returned a pick 99 yards at Oklahoma State in 2005, preserving CU's shutout in the waning seconds of the game. Three did it in 2004: **OLB Brian Iwuh** did it off the bat when he made his first career pick and returned it 37 yards for what proved to be the winning touchdown against Colorado State in the season opener; a week later, he was injured early against Washington State, and his sub, **Joe Sanders**, plucked off a ball and raced 51 yards for six, snapping a 3-3 deadlock in the process. Against Texas, **CB Terrence Wheatley** plucked one off and race 37 yards for six with his first theft. Two did it in 2001: **S Medford Moorer** picked off his first career pass and returned it 64 yards for a touchdown against Texas in the Big 12 Championship game, while **CB Donald Strickland** returned his first career pick 31 yards for a touchdown just one minute into the CSU game. Frosh redshirt **CB Phil Jackson** did it in 2000, as he returned his first career INT 28 yards for a TD against Washington. **SS Rashidi Barnes** had his first one in CU's win over CSU in 1997, returning it 26 yards for a score, rallying the Buffs into a 14-14 tie early in the second half. Barnes was the fourth Buff in a 14-game span to return a first career pick for a TD—**Marcus Washington** had a 95-yard theft for a score in the '96 Cotton Bowl against Oregon; **Vili Maumau** had a 33-yard interception for six (and a Hula dance) at Colorado State in 1996; and **Nick Ziegler** stole one for a 31-yard score against Washington in the '96 Holiday Bowl. **Ben Kelly** didn't do with an interception, but he did take his first career punt return back for a TD (against Utah State). In 1992, **Dwayne Davis** returned one 31 yards for a TD in a 21-20 win at Minnesota to start this amazing run.

BUFFALO DINOSAURS

Through one game in 2011, the longtime radio voice of the Buffs, **Larry Zimmer**, has called 469 CU games in his career, including 206 in a row (he's only missed three bowl games, two due to contracts forbidding teams to originate broadcasts, and three regular season games due to travel conflicts); his 400th at CU was also the 1,000 of his professional career. In 2009, he was honored as the 15th recipient of the Chris Schenkel Award, which recognizes those who have enjoyed a long and distinguished career broadcasting college football at a single institution. **Brian Cabral** is the football staffer with the most "Buff" experience, as he has now coached in 270 in a row on the coaching staff (three as the interim head coach); including his playing days (46 games), he has been a part of 316 CU games. Other dinosaurs: **SID Dave Plati** has worked 371 including the last 329 (dating to the '83 finale), while facilities man **John Krueger** has worked 312 in all (a string of 144 straight ended in 2008). The late **Fred Casotti**, the school's longtime SID and associate AD between 1952-87, witnessed 477 CU football games in person prior to his passing in 2001; included within that was a string of 268 in a row at one time at Folsom Field. Senior associate AD **Jon Burianek**, who retired in June 2006, is next as he worked 432 CU football games, including a closing run of 415 in a row (229 of which were at home; he'd seen 453 all told at the time he left CU). And the late **F.M. "Dutch" Westerberg** is the all-timer; the long-time season ticket holder saw *every* CU home game (394 of 'em) from 1921 until 1999, when he passed away at the age of 94.

NFL SCOUT WATCH

Colorado has 28 seniors on its roster in 2011, including several professional prospects; last year, four Buffs were drafted into the NFL and it could be a similar number this year. History has proven that most, if not all, NFL teams pass through Boulder every season for a game or practice(s). In 2010, all **32** teams sent scouts to either camp practices or games, and around half have already logged time in Boulder during camp; **483** scouts have attended Colorado games (home/road/neutral) dating back to 2000. There were no scouts at the season opener in Hawai'i, but a half dozen are expected at Folsom Field for the Cal game.

2011 NFL DRAFT

Colorado had four players selected in this past April's National Football League Draft, its most since four were also drafted in 2006. The list (position, player, team, round, overall pick):

OT	Nate Solder	New England	1st (17)	CB	Jalil Brown	Kansas City	4th (118)
CB	Jimmy Smith	Baltimore	1st (27)	WR	Scotty McKnight	New York Jets	7th (227)

The last time CU had three or more players drafted that all went into the same NFL conference was in 2000 (also all by AFC teams); the only other years were 1971 and 1988 (both all NFC). The last time a Buff offensive tackle was taken in the first round was in 1980, when **Stan Brock** went to New Orleans with the No. 12 pick; the only other first round O-tackle selected was **Mark Koncar** in 1974 (Green Bay, No. 23). The last CU cornerback to be drafted in round one was in 1993, when Thorpe Award winner **Deon Figures** was selected 23rd by Pittsburgh; the only other Buff corner taken in the first round was **Mark Haynes**, who went No. 8 to the New York Giants in 1980. Solder joined **Byron White** (No. 4, Pittsburgh, 1938), **Bobby Anderson** (No. 11, Denver, 1970) and **Daniel Graham** (No. 21, New England, 2002) as the fourth CU player to be a first round draft choice who played his high school and college football in the state of Colorado. Three of CU's four NFL draft selections are on teams that play the Broncos in Denver this year: McKnight (N.Y. Jets, Nov. 17), Solder (New England, Dec. 18) and Brown (Kansas City, Jan. 1).

PLAYING ON SUNDAY: IN-THE-PROS

There are **15** former Colorado Buffaloes on National Football League rosters as of September 5; there were 18 on the rosters at the end of the 2010 season (22 in 2009). CU has continually been one of the top 20 producers for the last 23 years of NFL talent, and at one time in the late 1970's had the most active players (47) of any school in the nation. The last time Colorado was in the top 10 in players produced was in 2002, coming in 10th — though with the same number (29) as were playing in 2006 when it was 19th. CU either led (five times) or was among the top four schools in the Big 12 Conference its entire time as a member of the league. Nationally, CU was in the top four from 1996-99 (third in '09, fourth the other three years). The active list (i—denotes one-time Buffalo who finished at another school; i—denotes on injured reserve; wi—waived-injured status; club still owns rights but player does not count against roster maximum; p—practice squad):



Player	Pos.	Team	Exp.
Justin Bannan	DT	St. Louis Rams	9
Tyler Brayton	DT	Indianapolis Colts	8
Jalil Brown	CB	Kansas City Chiefs	R
Mason Crosby	PK	Green Bay Packers	4
Justin Drescher	LS	New Orleans Saints	1
Daniel Graham	TE	Tennessee Titans	9
Andre Gurode	OG	Baltimore Ravens	9
Brian Iwuh	OLB	Chicago Bears	5
Brad Jones	OLB	Green Bay Packers	2
Travon Patterson	WR	San Diego Chargers	R
Tyler Polumbus	OT	Seattle Seahawks	3
Jimmy Smith	CB	Baltimore Ravens	R
Nate Solder	OT	New England Patriots	R
Donald Strickland	CB	New York Jets	7
Lawrence Vickers	RB	Houston Texans	5

Riar Geer	TE	Tennessee Titans	1
Scotty McKnight	WR	New York Jets	R
David Veikune	DT	Denver Broncos	1
Terrence Wheatley	CB	Jacksonville Jaguars	3
Patrick Williams	WR	Seattle Seahawks	2

COACHES

Name	Pos.	Team	Tie To Colorado
Greg Biekert	LB	Oakland	Player, 1989-92
Tom Cable	OL/AHC	Seattle	Asst. Coach, 1998-99
Jim Caldwell	HC	Indianapolis	Asst. Coach, 1982-84
Karl Dorrell	QB	Miami	Asst. Coach, 1992-98
Vance Joseph	DB	Houston	Player, 1990-94
Steve Logan	RB	Tampa Bay	Asst. Coach, 1985-86
Chris Morgan	OL Asst.	Washington	Player, 1996-99
Rod Perry	DB	Indianapolis	Player, 1973-74
Vernon Stephens	Str/Cond	San Diego	Asst. S&C Coach, 2003-06

DIRECTORS OF COLLEGE SCOUTING

Name	Team	Tie To Colorado
Matt Russell	Denver	Player, 1992-96/Butkus Award

Waived In Camp/In-Season

Player	Pos.	Team	Exp.
Tyson DeVree	TE	Indianapolis Colts	2
Jordon Dizon	ILB	Detroit Lions	3

BY TEAM (13 of 32)— Baltimore 2, Green Bay 2, Indianapolis 1, N.Y. Jets 1, Chicago 1, Houston 1, Kansas City 1, New England 1, New Orleans 1, St. Louis 1, San Diego 1, Seattle 1, Tennessee 1.

CANADA & ELSEWHERE: Three former Buffs are making livings north of the border in the Canadian Football League, as **C Marwan Hage** is in his eighth year with the Hamilton Tiger-Cats, **TB Hugh Charles** is in his fourth year with the Saskatchewan Rough Riders and **OG Edwin Harrison** is in his second year with the Calgary Stampeders. **DE Gabe Nyenhuis ('03)** is with the San Jose Sabercats in the AFL

COLORADO HIGH SCHOOL COACHES: Six former Buffaloes are serving as high school head coaches in the state; the six who head prep programs: **Dave Logan** (Mullen), **Mike Marquez** (Northglenn), **Bill Mondt** (Eaton), **Tom Tesone** (Bishop Machebeuf), **Ron Woolfork** (Overland) and **Scott Yates** (Kent Denver).

ALL-TIME CU PRO NOTE: How good was CU's 1994 offense? Ten of the 11 starters were drafted into the NFL (Tony Berti, Rae Carruth, Christian Fauria, Heath Irwin, Chris Naeole, Rashaan Salaam, Kordell Stewart, Bryan Stoltzberg, Derek West and Michael Westbrook), with the 11th signing as a free agent (Lepis). All played, and three remain on NFL rosters some 11 years later. And six of the '94 defensive starters wound up playing professionally as well.

➔ CU has had **257** players drafted into the NFL; that's 20th all-time, and fourth among Big 12 schools behind Oklahoma (339), Nebraska (331) and Texas (316); Notre Dame leads with 462, one more than second place USC. OU is fourth, NU sixth and UT ninth; Texas A&M is right being CU in 21st with 255.

O-LINEMEN PIPELINE?

In recent times, CU has been a solid conduit to the National Football League when it has come to linebackers, encroaching a bit on the title justifiably thrown Penn State's direction. However, some research has indicated CU may very well be the place to go if an offensive lineman wants to take it to the next level. Dating back to the 1991 NFL draft, or the '87 recruiting class, 23 of 30 players who started at least two years on the Buff offensive line were either drafted or signed as free agents. The list is impressive (with three others who started just one season):

Full Years				Full Years			
Player	Pos	As A Starter	NFL (Round or FA)	Player	Pos	As A Starter	NFL (Round or FA)
Nate Solder	T	(3) 2008-10	New England (1)	Ryan Johanningmeier	G/T	(3) 1997-98-99	Atlanta (FA)
Daniel Sanders	G/C	(3) 2006-08	St. Louis (FA)	Melvin Thomas	G/T	(3) 1995-96-97	Philadelphia (7)
Edwin Harrison	G/T	(3) 2005-07	Kansas City (FA)	Chris Naeole	G	(3) 1994-95-96	New Orleans (1)
Tyler Polumbus	T	(3) 2005-07	Denver (FA)	Heath Irwin	G	(3) 1993-94-95	New England (4)
Brian Daniels	G	(4) 2003-06	Minnesota (FA)	Bryan Stoltzberg	C	(4) 1992-93-94-95	San Diego (6)
Mark Fenton	C	(3) 2004-06	Denver (FA)	Derek West	T	(3) 1992-93-94	Indianapolis (5)
Clint O'Neal	T	(2) 2004-05	Washington (FA)	Tony Berti	T	(2) 1993-94	San Diego (6)
Sam Wilder	T	(2) 2003-04	Dallas (FA)	Jay Leeuwenburg	C	(3) 1989-90-91	Kansas City (9)
Marwan Hage	G/C	(3) 2001-02-03	Jacksonville (FA)	Mark VanderPoel	T	(3) 1988-89-90	Indianapolis (4)
Wayne Lucier	G/C	(2) 2001-02	N.Y. Giants (7)	Joe Garten	G	(4) 1987-88-89-90	Green Bay (6)
Justin Bates	T/G	(3) 2000-01-02	Dallas (7)	One-Year Starters:			
Andre Gurode	G/C	(3) 1999-00-01	Dallas (2)	Tom Ashworth	T	(1) 2000	New England (FA)
Victor Rogers	T	(3) 1999-00-01	Detroit (7)	Ben Nichols	G	(1) 1998	Atlanta (FA)
Brad Bedell	G	(2) 1998-99	Cleveland (6)	Ariel Solomon	T	(1) 1990	Pittsburgh (10)
Shane Cook	T	(2) 1998-99	New Orleans (FA)				

SANDERSFELD THE LATEST IN LONG LINE OF WALK-ONS TO RISE TO FIRST-TEAM

After the NCAA started reducing the number of scholarships from 95 to 85 (completed in 1992), more and more players have had to make their bones starting as walk-ons. Here's a short list (29 count) of some of the standout former and current walk-ons who rose to first-team status at Colorado:

Player	Pos	First Season	Letters	Notes
Willie Beebe	FB	1978	4L	Solid blocker who scored nine career touchdowns as a bruiser near the goal line
Kyle Rappold	NT	1985	3L	Known as the "trash compactor" for his stature, the Fort Lewis transfer clogged the run
Jeff Campbell	WR/KR	1986	4L	Earned scholarship second day of freshman camp; played five years in the NFL
Ken Culbertson	PK	1986	3L	Scored 98 points in CU's 11-0 run in '89 season, making 59-59 PAT and 11-17 FG
David Gibbs	CB	1986	4L	Solid corner and special teams performer, now coaching with NFL Kansas City Chiefs
Mark Henry	WR	1987	3L	Big play guy with 18 career catches for 416 yards, or 23.1 per catch
Robbie James	WR	1987	1L	Threw TD pass on third down FG fake at Oklahoma State to lead CU to 16-12 win in 1991
Charles Johnson	QB	1987	2L	Often subbed for an injured Darian Hagan, earning Orange Bowl MVP honors in '91 vs. Notre Dame
Chris O'Donnell	LB/SN	1987	4L	Solid as a rock at long snapper on special teams all four years
Keith Miller	FB	1992	2L	From tiny Ovid, Colo., he was a solid blocking back. Now an opera singer with the MET.
Ryan Black	SS	1993	4L	Led team in tackles as a junior in 1996 with 154 (78 solo)
Ryan Sutter	FS	1993	3L	CU's all-time special team points leader, led Buffs in tackles (170, 98 solo) in 1997
Neil Voskeritchian	PK	1993	2L	Won the starting placekicker job in 1994, finished career ninth in scoring at CU (161 points)
Nick Pietsch	P	1996	4L	Led CU in punting in 1997-98-99, finished with a career average of 39.9
Beau Williams	TE	1998	2L	Primarily a blocking tight end, played a big role on CU's 2001 Big 12 title team
D.J. Hackett	WR	2001	2L	Walked on after CS-Northridge dropped football; led CU in receiving in '03, four-year NFL veteran
Tom Hubbard	FS	2001	2L	Defensive MVP of the 2004 Houston Bowl with two interceptions
Evan Judge	WR	2001	4L	Caught 69 balls for 903 yards to finish in top 20 in receiving yards
John Torp	P	2001	3L	Finished second for the '05 ray Guy Award; set a school records with 205 punts, 65 inside the 20
Paul Creighton	TE	2002	4L	Also saw action at FB, he primarily was a
Greg Pace	SN	2002	4L	Took over all special team snapping chores early as a freshman and handled through senior year
Joel Klatt	QB	2003	3L	Former infielder in Padres organization went on to set 44 CU passing and total offense records
Cody Crawford	WR	2004	3L	Has cracked the school's all-time lists in catches and yards
Jeff Smart	ILB	2005	4L	Earned a scholarship 3 games into the 2007 season, first LB to do so under Cabral; second most tackles by a WO
Scotty McKnight	WR	2006	4L	First freshman wide receiver to ever lead CU in receiving (43-488, 4 TD), approaching top 10 in catches and yards
Aric Goodman	PK	2008	3L	In his first season, he was awarded a scholarship after making the game-winning FG versus West Virginia
Jason Espinoza	WR	2008	2L	Suffered two breaks to his collarbone in '08, playing briefly in-between; co-first team WR in '09
Keenan Stevens	C	2009	2L	Pressed into duty in the season opener due to injury, he soon became a fixture and started 10 games
Travis Sandersfeld	DB (N)	2010	3L	One of the CUs top perennial special teams performers, he emerged as the starting nickel back for 5 games in 2010

2011 TEAM MAKE-UP

The 113 players listed on the roster on September 5 broke down into 28 seniors, 11 juniors, 24 sophomores and 50 freshmen (including 12 redshirt frosh and two transfers). An expanded breakdown:

Lettermen Returning: 49 (21 offense, 25 defense, 3 specialists)

Lettermen Lost: 24 (13 offense, 9 defense, 2 specialists)

Starters Returning (16)—Offense 8: OG Ethan Adkins (20/11), OT David Bakhtiari (11/11), WR Toney Clemons (8/8), TE Ryan Deehan (18/7), QB Tyler Hansen (16/7), OG Ryan Miller (35/12), WR Paul Richardson (4/4), TB Rodney Stewart (17/9). **Defense 8:** DT Curtis Cunningham (24/12), DE Josh Hartigan (9/9), ILB Jon Major (7/7), DT Will Pericak (24/12), SS Anthony Perkins (18/5), FS Ray Polk (15/12), DB Travis Sandersfeld (5/5), SS Terrel Smith (6/6). [Career/2010 starts in parenthesis; calculated by those with six-plus starts in 2010 or by who played the majority of snaps at a position.]

Others Returning With Significant Starting Experience (6; min. 3 career starts)— OLB Tyler Ahles (4/2), TE Matt Bahr (14/3), WR Jason Espinoza (5/2), SS Patrick Mahnke (6/3), ILB Liloa Nobriga (5/5).

Others Returning With Significant Position Game Experience (13; two or fewer career starts)— OG Blake Behrens, DT Nate Bonsu, WR Kyle Cefalo, WR Dustin Ebner, TE Scott Fernandez, CB Jonathan Hawkins, DE Nick Kasa, TB Brian Lockridge, DT Conrad Obi, TE DaVaughn Thornton, DE Chidera Uzo-Diribe, CB Paul Vigo, ILB Derrick Webb.

Starters Lost (7)—Offense 3: C Mike Iltis (15/11), WR Scotty McKnight (33/8), OT Nate Solder (40/12). **Defense 4:** OLB B.J. Beatty (20/10), CB Jalil Brown (28/12), ILB Michael Sipili (19/12), CB Jimmy Smith (27/12).

Others Lost With Significant Starting/Playing Experience (10)— OT Bryce Givens, QB Cody Hawkins, DE Marquez Herrod, WR Will Jefferson, TB Corey Nabors (ST), WR Travon Patterson, C Keenan Stevens, OG Maxwell Tuoti-Mariner, TE Luke Walters, DE Forrest West

Specialists Returning (3)— PK Justin Castor, P Zach Grossnickle, SN Ryan Iverson.

Specialists Lost (2)— PK Aric Goodman, SN Joe Silipo.

Scholarship Players (85)— Seniors 26, Juniors 10, Sophomores 18, Redshirt Freshmen 11, Freshmen 19.

THE AVERAGE BUFF

The 113 players on the 2011 opening week roster (active and inactive, as of September 5 and including those walk-ons set to join the team after the first game) totaled 8,319 inches in height and weighed 25,375 collective pounds, or an average of 6-1½, 224 pounds per player. The 8,319 inches translate roughly into 693 feet or 231 yards, about the average distance of a par-three hole on the PGA Tour, while the weight of 25,375 pounds is the equivalent of 3,040 gallons of water, or the equivalent of the water wasted in a calendar year by a leaky faucet that drips at the rate of one drip per second (okay, I had to look that up). Here's a look at position-by-position averages (LW—denotes lettermen):

Position (Seniors)	Players	LW	Height	Weight	Position (Seniors)	Players	LW	Height	Weight
Defensive Backs (4)	23	11	6-0	190	Quarterbacks (1)	6	1	6-3	220
Defensive Linemen (3)	14	7	6-3½	263	Special Teams Snappers (0)	3	1	6-1	232
Fullbacks (2)	3	2	6-0	228	Tailbacks (2)	6	2	5-8	183
Inside Linebackers (1)	6	3	6-1½	215	Tight Ends (2)	8	4	6-3¼	241
Kickers/Punters (1)	5	2	6-1½	189	Wide Receivers (4)	16	5	6-1	190
Offensive Linemen (6)	16	7	6-4½	294	Team (28)	113	49	6-1½	225
Outside Linebackers (2)	7	4	6-2	233					

2011 ANNIVERSARIES

The annual listing of what happened years ago, or anniversaries of 5, 10 and 25-year increments:

- 1891** (Nov. 26) After going 0-4 in its first season of intercollegiate football the previous year, and dropping the first four games in '91, Colorado earns its first-ever win in the sport with a 24-4 win on the road against the Colorado Springs Athletic Association.
- 1896** Colorado records its first undefeated season with a 5-0-0 mark, outscoring the five opponents 161-6.
- 1901** After a one-year absence, Fred Folsom returns for his second of three stints as CU head coach, piloting the Buffs to a 5-1-1 mark.
- 1906** Colorado posts perhaps its weirdest record in its football history: 2-3-4, the four ties all of the scoreless variety. CU scored just 28 points but allowed only 32.
- 1911** The 100th anniversary of the third of three 6-0 teams in a row while establishing the school's all-time winning streak of 21 games between 1908 and 1912. Colorado outscores the six opponents 88-5, allowing one field goal on defense and a safety for the only points.
- 1916** The first year of the post-Fred Folsom Era, as CU's legendary coach retired following the 1915 season; Bob Evans takes over but the Silver & Gold go 1-5-1.
- 1921** (Oct. 29) CU travels its furthest east for a football game, some 926 miles, but lose 35-0 at the University of Chicago, then a powerhouse in college football; the only longer trip at the time in program history was a 1915 game against Washington in Seattle, 999 miles from the CU campus. Trains took CU to both locales.
- 1926** CU opens the year with four straight home games, only done three times since (1937, 1943 and 1978 – in all of which the first five were at Folsom Field).
- 1931** (Nov. 26) Colorado defeats Arizona in Tucson, 27-7, on Thanksgiving, the last time (and of three total) Thanksgiving Day games CU has played out of the state.
- 1936** (Nov. 7) **Byron White** sets a school record by scoring 25 points (4 TD, 1 PAT) in a 31-7 win at Utah. White sets up his All-America season the following year by rushing for 643 yards with 1,339 all-purpose yards and 10 touchdowns.
- 1946** Jim Yeager reassumes head coaching position after serving in World War II for two years. An Oct. 12 win at Wyoming (20-0) was played in a blizzard.
- 1951** (Nov. 17) Colorado drills Nebraska in Lincoln, 36-14, in the program's first-ever televised game. **Bill Stern** (play-by-play) and **Ray Michael** (commentary) call the game, produced independently and aired regionally on NBC.
- 1956** (Nov. 4) After giving Oklahoma fits most of the decade, the Sooners roll into Boulder ranked No. 1 in the nation, CU's first-ever against the No. 1 team, and it appears the Buffaloes might finally break through. CU builds a 19-6 halftime lead, only to see OU rally with 21 second half points for a 27-19 win. The Buffs go on to finish 4-1-1 in the Big 7, earning the invitation to the Orange Bowl where CU beat Clemson, 27-21, for the first bowl win in school history.
- 1961** Colorado won its first Big 8 Conference championship, its first league title since 1942 (when it shared the Mountain States crown). The two biggest wins were a 20-19 win over Kansas (after trailing 19-0 early in the fourth quarter), and a 7-6 win over No. 10 Missouri. A 7-0 win at Nebraska remains to this day one of the school's all-time defensive gems: the Buffs held Nebraska to 31 total yards and zero first downs. CU reached No. 6 in the polls but lost to No. 4 LSU in the Orange Bowl, 25-7. **Joe Romig** is named an All-American for the second straight year and earns the Rhodes Scholarship.
- 1966** Colorado finished second in the Big 8 Conference race with a 5-2 mark (7-3 overall), the two league setbacks by a combined three points, 11-10 at Oklahoma State and 21-19 against Nebraska. After losing 24-3 to open the season at No. 20 Miami, the Buffaloes bounce back and win at No. 10 Baylor, 13-7, in a game where CU was on a mission to win after its black players were subject to racist taunts, including on a pregame radio show piped into the team lockerroom.
- 1971** Artificial surfacing makes its debut in Boulder on Sept. 18 versus Wyoming, as an AstroTurf carpet blanketed Folsom Field; fittingly, it snowed two feet that day and likely prevented cancellation of the game. CU's stunning road upsets of No. 9 Louisiana State and No. 6 Ohio State paved the way for a 10-2 season, as the Big 8 owned the top three spots in the final Associated Press poll after the bowls. With Nebraska (#1), Oklahoma (#2) and Colorado (#3), it was the first and to date only time in history one conference has occupied all top three positions at the end of the year. **Charlie Davis** rushes for a then-record 1,386 yards for the season, including a still-record 342 against Oklahoma State on Nov. 13, while **Cliff Branch** returns an NCAA record four punts for touchdowns. CU caps its first 10-win season with a 29-17 win over No. 15 Houston in the Astro-Bluebonnet Bowl.
- 1976** Colorado won its second Big 8 Conference title with a 5-2 league record; the Buffs were tied with Oklahoma and Oklahoma State, but CU earned the title via tiebreaker by virtue of its wins over the Sooners (42-31) and Cowboys (20-10). Nine players off the '76 team would be selected in the following spring's NFL Draft, including five in the second round in an 18-pick span between Nos. 35 and 52.
- 1981** The Buffs were 3-8, winning their season opener (45-27 over Texas Tech), homecoming (11-10 over Oklahoma State) and season finale (24-21 against Kansas State). Coach Chuck Fairbanks would resign the following June 1 to take a similar job with the New Jersey Generals of the fledgling USFL.
- 1986** Fresh off a season where CU won the NCAA Most Improved Team Award (+5½ games over a 1-10 record in 1984), the Buffaloes open up a disappointing 0-4, the last three of those losses by a combined eight points. CU rallies to win its next five, including a 20-10 win over No. 3 Nebraska which many refer to as the "Turning Point" in the Coach Bill McCartney Era. That run set up a battle for first place in the Big 8 and the Orange Bowl berth that went with it against Oklahoma on Nov. 15. But the Sooners end the dream with a 28-0 win in Boulder, in a game where OU did not attempt a single pass.
- 1991** Colorado ties for a third straight Big 8 title with a 6-0-1 mark, as a Nov. 2 tie with Nebraska (19-19) ends a 19-game winning streak in conference play, dating back to the '88 finale. **Lamont Warren** rushes for 830 yards, to this day a single-season best by a CU freshman, and in one of the most daring personnel moves since the days of platoon football, coach **Bill McCartney** plays his starting quarterback, senior **Darian Hagan**, as the team's top punt returner so he can better showcase his talents for professional football.
- 1996** A 33-21 win over Washington gives CU a 10-2 record, its third consecutive 10-win season for the first time in school history. It was also the inaugural season of the Big 12 Conference, and Colorado won its first league game, 24-10, at Texas A&M in a game where the Buffs had the quickest score from scrimmage in their history: after **Ryan Sutter** recovered an A&M fumble on the opening kickoff, **Rae Carruth** scored on a 28-yard end around just 13 seconds into the game. **Koy Detmer** set a school record with 3,156 passing yards, and the 20-4 start over his first two seasons as a college coach by **Rick Neuheisel** ranks as one of the top 5 all-time in NCAA history.
- 2001** A Sept. 15 game at Washington State was cancelled due to the Sept. 11 terrorist attacks on the east coast. CU plays in its first Big 12 Championship game and wins the title with a 39-37 win over Texas in basically a road win at Irving; a 62-36 win over Nebraska the previous week gave the Buffs their first North Division title, as **Chris Brown** rushed for 198 yards and a school-record six touchdowns. **Daniel Graham** wins the John Mackey Award as the nation's top tight end, and is named the school's sixth unanimous All-American. No. 2 Colorado plays in its first (and only) BCS game, but loses to No. 3 Oregon 38-16 in the Fiesta Bowl.
- 2006** **Dan Hawkins** named 23rd full-time head coach at Colorado; **PK Mason Crosby** repeated as first-team All-American, as he was the first placekicker at CU to earn the honor even one time.

CU TO RECOGNIZE 10TH ANNIVERSARY OF 2001 BIG 12 CHAMPION TEAM

Colorado will have a reunion of its 2001 Big 12 champion team the weekend of the California game (Sept. 9-10), marking the 10th anniversary of CU's spectacular finish, when the Buffs knocked off No. 2 Nebraska 62-36, followed by a 39-37 win over No. 3 Texas in the Big 12 championship game eight days later. All members of the team (players, coaches, staff) have been invited back for the game. The Buffs finished 2001 with a 10-3 record with a 7-1 mark in conference games. A capsule look at 2001:

Date	Opponent	Result	Attend.	Rank CU Opp	CU FD	Rushing att yds td	Passing a-c-i yds td	Tot Off no yds	Opp FD	Rushing att yds td	Passing a-c-i yds td	Tot Off no yds	TV
A 26	★FRESNO STATE	L 22-24	47,762	— —	23	31 66 0	51-31-2 346 2	82 412	17	35 89 2	36-21-0 198 1	71 287	ESPN2
S 1	†Colorado State (Denver)	W 41-14	75,022	— 24	21	54 315 3	19-15-0 95 0	73 410	18	29 108 0	40-18-4 186 2	69 294	ABC
S 8	SAN JOSE STATE	W 51-15	40,338	— —	32	55 263 4	31-19-0 297 2	86 560	19	27 125 1	41-22-2 180 1	68 305	
S 22	*KANSAS	W 27-16	47,495	— —	23	48 338 2	25-12-1 186 1	73 524	15	44 113 0	25-12-0 165 1	69 278	
O 6	*at Kansas State	W 16- 6	51,101	— 12	16	45 196 0	16- 8-2 87 1	61 283	15	40 122 1	30-11-2 122 0	70 196	FOX (r)
O 13	*TEXAS A&M	W 31-21	49,521	20 25	19	52 170 1	28-14-1 183 1	80 353	19	19 42 0	50-30-2 334 3	69 376	PPV
O 20	*at Texas	L 7-41	83,156	14 9	12	32 124 1	28-15-1 165 0	60 289	25	40 161 2	33-21-0 264 0	73 425	ABC
O 27	*at Oklahoma State	W 22-19	41,070	25 —	24	48 170 1	29-20-1 295 2	77 465	15	29 98 1	34-18-1 248 0	63 346	FSN
N 3	*MISSOURI	W 38-24	45,942	25 —	22	48 242 2	22-17-1 257 2	70 499	19	35 157 1	37-19-0 199 1	72 356	
N 10	*at Iowa State	W 40-27	39,204	21 —	26	57 255 2	27-18-0 247 2	84 502	22	35 132 1	36-22-1 279 3	71 411	FSN
N 23	*NEBRASKA	W 62-36	53,790	14 2	25	52 380 8	16- 9-0 202 1	68 582	21	49 354 5	28-13-2 139 0	77 552	ABC
D 1	◆Texas	W 39-37	65,675	9 3	18	53 223 3	19- 8-2 111 1	72 334	22	23 92 1	43-24-3 370 2	66 462	ABC
J 1	#Oregon	L 16-38	74,118	3 2	20	31 49 1	47-24-3 279 1	78 328	22	28 150 1	42-28-1 350 4	70 500	ABC

★—Jim Thorpe Association Football Classic; †—INVESCO Field at Mile High, Denver; ◆—Big 12 Championship game at Irving, Texas; #—Fiesta Bowl at Tempe, Ariz.

Head Coach: Gary Barnett. **Assistant Coaches:** Brian Cabral (AHC/ILB), Shawn Watson (OC/QB), Tom McMahon (co-DC/DB), Vince Okruch (co-DC/OLB), Eric Bieniemy (RB), Jon Embree (WR), Steve Marshall (OL), Chris Wilson (DL), John Wristen (TE).

Usual Lineup: Offense (Multiple)—WR John Minardi/Cedric Cormier, WR Derek McCoy, ST Justin Bates, SG Justin Bates, SG Marwan Hage, C Wayne Lucier, TG Andre Gurode, TT Victor Rogers, TE Daniel Graham, QB Craig Ochs/Bobby Pesavento, TB Chris Brown/Bobby Purify/Cortlen Johnson, FB Brandon Drumm.

Defense (4-3 Base/Multiple)—DE Tyler Brayton, DT Justin Bannan, DT Brandon Dabdoub/DeAndre Fluellen, DE Marques Harris, IL Sean Tufts, ILB Jashon Sykes/Joey Johnson, OLB Drew Wahlroos, LCB Donald Strickland, SS Michael Lewis, FS Robbie Robinson, RCB Roderick Sneed/Phil Jackson. **Specialists**—P Mark Mariscal, PK Jeremy Flores, KR Roman Hollowell.

Notes: A Sept. 15 game at Washington State scheduled was cancelled due to the Sept. 11 terrorist attacks on the east coast. CU plays in its first Big 12 Championship game and wins the title with a 39-37 win over Texas in basically a road win at Irving; a 62-36 win over Nebraska the previous week gave the Buffs their first North Division title. Daniel Graham wins the John Mackey Award as the nation's top tight end, and is named the school's sixth unanimous All-American.

2001 TEAM STATISTICS

TEAM STATISTICS	Colorado	Opponents
FIRST DOWNS	261	227
by rushing	135	83
by passing	107	117
by penalty	19	27
FIRST DOWN PLAYS / Average	391/6.7	363/5.3
THIRD DOWN EFFICIENCY	74-182	60-177
percentage	40.7	33.9
FOURTH DOWN EFFICIENCY	8-18	5-18
percentage	44.4	27.3
RUSHING ATTEMPTS	575	405
yards gained	3035	1820
yards lost	293	275
NET RUSHING YARDS	2742	1545
average per rush	4.8	3.8
average per game	228.5	128.8
PASSING ATTEMPTS	311	433
passes completed	186	231
had intercepted	11	17
completion percentage	59.8	53.3
NET PASSING YARDS	2471	2743
average per attempt	7.9	6.3
average per completion	13.3	11.9
average per game	205.9	228.6
QBs sacked/yards lost	17/137	25/182
TOTAL OFFENSIVE PLAYS	886	838
TOTAL NET YARDS	5213	4288
AVERAGE GAIN PER PLAY	5.88	5.12
AVERAGE PER GAME	434.4	357.3
FUMBLES-LOST	20-11	17-5
PENALTIES/YARDS	97/838	79/641
TURNOVERS (Margin: 0/0.00)	22	22
TOTAL RETURN YARDS	854	417
Punt Returns: No-Yards	30-522	19-208
Interceptions: No-Yards	17-277	11-203
Misc. (Fum/Blk. FG) Returns	2-55	2-6

TEAM STATISTICS	Colorado	Opponents
KICKOFF RETURNS: No-Yards	28-541	48-1090
average per return	19.3	22.7
PUNTS/Average	42.3	41.5
DEFENSIVE/tackles for loss	63-273	53-220
quarterback sacks/yards	25/182	17/137
quarterback hurries	42	22
passes broken up	67	33
forced fumbles	11	11
BLOCKED KICKS (Special Teams)	3	1
TIME OF POSSESSION (Avg.)	32:05	27:55
TIMES PENETRATED OPP. 20	48	32
scores/td,fg	38/27,11	30/22,8
TOUCHDOWNS	49	35
by rushing	27	15
by passing	15	17
by return	7	3
PAT Kicks	41-44	29-33
2-Pt. PAT	2-5	0-2
Field Goals	19-26	13-19
Safeties/Defensive PAT	0/0	1/0
TOTAL POINTS	396	280
average per game	33.0	23.3

SCORE/QUARTERS	1	2	3	4	—	Total
COLORADO	107	114	73	102	—	396
Opponents	55	117	30	78	—	280

2001 INDIVIDUAL STATISTICS**RUSHING**

Player	G	Att	Gain	Loss	NET	Avg.	TD	Long
C. Brown.....	12	190	956	10	946	5.0	16	40t
B. Purify.....	12	157	953	37	916	5.8	5	51
C. Johnson.....	12	89	583	16	567	6.4	4	35
M. Houston.....	7	39	141	9	132	3.4	1	16t
C. Ochs.....	7	31	163	79	84	2.7	0	27
V. Reed.....	2	11	58	0	58	5.3	0	12
R. Hollowell.....	12	5	53	0	53	10.6	0	30
B. Drumm.....	12	7	21	2	19	2.7	0	11
R. Hodge.....	9	3	14	0	14	4.7	0	7
D. Andrews.....	7	1	5	0	5	5.0	0	5
J. Johns.....	2	1	1	0	1	1.0	0	1
B. Pesavento.....	9	26	87	89	-2	-0.1	1	22
Team.....	12	15	0	51	-51	(k-downs, snaps)		

RECEIVING

Player	G	No.	Yards	Avg.	TD	Long
D. Graham.....	12	51	753	14.8	6	49
D. McCoy.....	12	30	512	17.1	2	75
C. Johnson.....	12	24	382	15.9	1	52
B. Drumm.....	12	14	102	7.3	0	23
M. Brunson.....	12	13	246	18.9	3	74t
C. Cormier.....	11	13	138	10.6	1	20
B. Purify.....	12	11	92	8.4	0	20
J. Minardi.....	4	11	67	6.1	2	16t
R. Hollowell.....	12	7	78	11.1	0	22
C. Brown.....	12	6	36	6.0	0	13
Q. Sypniewski.....	12	2	25	12.5	0	18
J. Donahoe.....	6	1	23	23.0	0	23
J. Wallace.....	3	1	7	7.0	0	7
D. Andrews.....	8	1	7	7.0	0	7
C. Alexander.....	12	1	3	3.0	0	3

SCORING

Player	G	Touchdowns -----				2Pt.		FG-A	PTS
		Tot	Ru	Re	Rt	PAT	EP-A		
C. Brown.....	12	16	16	0	0	0-0	0-0	0-0	96
J. Flores.....	11	0	0	0	0	0-0	40-42	18-24	94
D. Graham.....	12	6	0	6	0	0-0	0-0	0-0	36
C. Johnson.....	12	5	4	1	0	0-0	0-0	0-0	30
B. Purify.....	12	5	5	0	0	0-0	0-0	0-0	30
M. Brunson.....	12	3	0	3	0	0-0	0-0	0-0	18
D. McCoy.....	12	2	0	2	0	2-0	0-0	0-0	16
R. Hollowell.....	12	2	0	0	2	0-0	0-0	0-0	12
J. Minardi.....	4	2	0	2	0	0-0	0-0	0-0	12
D. Strickland.....	12	2	0	0	2	0-0	0-0	0-0	12
C. Cormier.....	11	1	0	1	0	0-0	0-0	0-0	6
M. Houston.....	7	1	1	0	0	0-0	0-0	0-0	6
J. Johnson.....	12	1	0	0	1	0-0	0-0	0-0	6
M. Lewis.....	12	1	0	0	1	0-0	0-0	0-0	6
M. Moorer.....	12	1	0	0	1	0-0	0-0	0-0	6
B. Pesavento.....	9	1	1	0	0	0-3	0-0	0-0	6
P. Brougham.....	12	0	0	0	0	0-0	1-2	1-2	4
C. Ochs.....	7	0	0	0	0	0-2	0-0	0-0	0

PASSING

per-		TOTAL OFFENSE												
Player	G	Att-Com-Int			Pct.	Yards	att.	comp.	TD	Long	Sacked	Att.	Yds	Avg.
B. Pesavento	9	139-	85-	4	61.2	1234	8.9	14.5	8	62t	11/87	165	1232	7.5
C. Ochs	7	166-	99-	6	59.6	1220	7.3	12.3	7	75	6/50	197	1304	6.6
J. Burianek.....	11	1-	1-	0	100.0	10	10.0	10.0	0	10	0/ 0	1	10	10.0
R. Hodge	9	3-	1-	1	33.3	7	2.3	7.0	0	7	0/ 0	6	21	3.5
S. Nemeth	5	1-	0-	0	0.0	0	0.0	0.0	0	0	0/ 0	1	0	0.0
Team (spiked passes)		1-	0-	0	0.0	0	0.0	0.0	0	0	0/ 0	1	0	0.0

NCAA Ratings: Pesavento 149.0, Ochs 128.1, Hodge -13.8.

PUNTING

Player	G	No.	Yards	Avg.	Long	In	had	Net
M. Mariscal.....	11	37	1647	44.5	64	9	11	0 40.5
J. Flores.....	11	16	594	37.1	55	7	2	0 33.3

PUNT RETURNS

Player	G	No.	Yards	Avg.	TD	Long
R. Hollowell.....	12	29	522	18.0	2	77t
Team.....	12	1	0	0.0	0	0

KICKOFF RETURNS

Player	G	No.	Yards	Avg.	TD	Long
R. Hollowell.....	12	21	431	20.5	0	52
R. Sneed.....	11	3	56	18.7	0	22
C. Surrell.....	12	3	48	16.0	0	20
Q. Sypniewski.....	12	1	6	6.0	0	6

INTERCEPTIONS

Player	G	No.	Yards	Avg.	TD	Long
M. Lewis.....	12	5	78	15.6	1	41t
D. Strickland.....	12	2	34	17.0	2	31t
R. Sneed.....	11	2	2	1.0	0	2
T. Wood.....	9	2	0	0.0	0	0
J. Johnson.....	12	2	18	9.0	0	10
A. Killion.....	10	1	73	73.0	0	73
M. Moorer.....	12	1	64	64.0	1	64t
R. Robinson.....	12	1	8	8.0	0	8
M. Harris.....	12	1	0	0.0	0	0

FIELD GOALS

Player	10-19	20-29	30-39	40-49	50+	Total	Long
J. Flores.....	2-2	5-7	7-11	3-3	1-1	18-24	51
P. Brougham.....	0-0	0-0	0-0	1-1	0-1	1- 2	42
Opponents.....	1-1	4-5	3-3	3-6	2-4	13-19	59

TACKLE LEADERS

Player	G	UT	AT	—	Tot	TFL	QBS	PBU
M. Lewis.....	12	77	35	—	112	3-10	1- 7	7
D. Strickland.....	12	53	25	—	78	1- 4	0- 0	15
D. Wahlroos.....	12	42	30	—	72	1- 6	1- 6	5
J. Johnson.....	12	46	22	—	68	8-27	2-16	4
R. Robinson.....	12	45	22	—	67	2-15	2-15	7
S. Tufts.....	12	33	24	—	57	3-12	0- 0	2
M. Harris.....	12	38	13	—	51	6-20	3-12	3
T. Brayton.....	12	28	16	—	44	7-40	4½-37	1
J. Bannan.....	12	27	9	—	36	8-31	2-18	1
R. Sneed.....	11	29	4	—	33	0- 0	0- 0	6
J. Sykes.....	4	21	12	—	33	5-17	3½-16	1
A. Killion.....	10	20	10	—	30	3- 8	0- 0	0
M. McChesney.....	12	18	11	—	29	4-27	2-24	0

CU TO ALSO RECOGNIZE 50TH ANNIVERSARY OF 1961 BIG 8 CHAMPION TEAM

Colorado will have a reunion of its 1961 Big 8 champion team the weekend of the Washington State game (Sept. 30-Oct. 1), marking the 50th anniversary of CU's first title after joining the old Big 7 in 1948. All members of the team (players, coaches, staff) have been invited back for the game. The Buffs finished 1961 with a 10-3 record with a 7-1 mark in conference games. That will also serve as Living Legends Weekend, when CU brings back all lettermen who earned their first letter 50 years ago. A capsule look at the 1961 season:

Date	Opponent	Result	Attend.	Rank CU Opp	CU FD	Rushing att yds td	Passing a-c-l yds td	Tot Off no yds	Opp FD	Rushing att yds td	Passing a-c-l yds td	Tot Off no yds	TV
S 30	*OKLAHOMA STATE	W 24-0	40,000	—	12	42 128 0	13- 5-1 109 1	55 237	16	39 107 0	26-13-4 133 0	65 240	
O 7	*KANSAS	W 20-19	42,700	—	17	35 142 0	23-12-2 212 3	58 354	18	53 279 2	8- 4-0 31 1	61 310	
O 14	at Miami, Fla. (N)	W 9- 7	40,393	15	12	48 112 1	14- 6-2 51 0	62 163	12	32 142 0	16- 8-1 121 1	48 263	
O 21	*at Kansas State	W 13- 0	12,500	9	16	56 220 2	19- 5-1 51 0	75 271	4	40 19 0	12- 2-0 27 0	52 46	
O 28	*at Oklahoma	W 22-14	45,000	10	18	57 291 3	11- 4-1 31 0	68 322	13	41 154 1	10- 4-0 67 1	51 221	
N 4	*MISSOURI	W 7- 6	43,000	8 10	13	39 97 0	16- 9-0 108 1	55 205	16	52 177 0	18- 8-2 79 1	70 256	ABC (r)
N 11	UTAH	L 12-21	25,000	8	17	34 210 0	24-10-3 208 2	58 418	22	53 233 2	19-12-0 131 1	72 364	
N 18	*at Nebraska	W 7- 0	26,000	8	20	57 193 1	14-10-0 150 0	71 343	0	23 31 0	12- 0-0 0 0	35 31	
N 25	*IOWA STATE	W 34- 0	26,000	7	18	52 248 3	24- 8-1 157 1	76 405	11	43 88 0	14- 4-3 66 0	57 154	
D 2	AIR FORCE	W 29-12	23,287	6	20	51 278 3	20- 9-2 105 1	71 383	13	44 145 2	20- 9-0 54 0	64 199	
J 1	#Louisiana State	L 7-25	62,391	6 4	7	16 24 0	39-12-0 105 0	55 129	19	57 234 2	18- 8-3 109 0	75 343	NBC

#—Orange Bowl at Miami, Fla.

Head Coach: Sonny Grandelius. **Assistant Coaches:** Charles Boerio (defense), Roland Dotsch (backs), Bob Ghilotti (ends), Carl "Buck" Nystrom (line), John Polonchek (backs), Frank Johnston (freshmen).

Usual Lineup: Offense (Wing-T), Defense (4-3)— LE Ken Blair, LT John Denvir, LG Ralph Heck, C Walt Klinker, RG Joe Romig, RT Jim Perkins, RE Jerry Hillebrand/John Meadows, QB Gale Weidner, LH Ted Woods/Bill Harris, RH Leon Mavity/Ted Somerville, FB Loren Schweninger. **Defensive specialists:** Reed Johnson, Nick Graham. **Specialists—**PK Jerry Hillebrand, P Chuck McBride.

Notes: Colorado won its first conference title since 1942, when it shared the Mountain States crown. CU rallied from 19 down to beat Kansas and posted a defensive gem at Nebraska in holding the home team to zero first downs.

1961 TEAM STATISTICS

TEAM STATISTICS	Colorado	Opponents
FIRST DOWNS	163	125
by rushing	102	80
by passing	55	35
by penalty	6	10
THIRD DOWN EFFICIENCY	40-135	44-133
percentage	29.6	33.1
FOURTH DOWN EFFICIENCY	16-31	5-20
percentage	51.6	25.0
RUSHING ATTEMPTS	471	420
yards gained	2145	1680
yards lost	226	305
NET RUSHING YARDS	1919	1375
average per rush	4.1	3.3
average per game	191.9	137.5
PASSING ATTEMPTS	178	155
passes completed	78	64
had intercepted	13	10
completion percentage	43.8	41.3
NET PASSING YARDS	1182	709
average per attempt	6.6	4.6
average per completion	15.2	11.1
average per game	118.2	70.9
QB's sacked/yards lost	9/74	22/171
TOTAL OFFENSIVE PLAYS	649	575
TOTAL NET YARDS	3101	2084
AVERAGE GAIN PER PLAY	4.8	3.6
AVERAGE PER GAME	310.1	208.4
FUMBLES-LOST	21-9	23-10
PENALTIES/YARDS	44/431	30/233
TURNOVERS (Margin: -2/-0.20)	22	20
TOTAL RETURN YARDS	565	304
Punt Returns: No-Yards	35-521	16-88
Interceptions: No-Yards	10-35	13-216
Misc. (Fum/Blk. FG) Returns	1-9	0-0
KICKOFF RETURNS: No-Yards	16-356	31-530
average per return	22.3	17.1
PUNTS/Average	43/36.6	66/38.7
BLOCKED KICKS (Special Teams)	0	6
TIMES PENETRATED OPP. 20	31	17
scores/td,fg	17/15.2	11/11.0
TOUCHDOWNS	25	12
by rushing	13	7
by passing	9	5

TEAM STATISTICS	Colorado	Opponents
by return	3	0
PAT Kicks	14-19	7-8
2-Pt. PAT	2-6	0-4
Field Goals	3-11	0-2
Safeties	0-0	0
TOTAL POINTS	177	79
average per game	17.7	7.9

SCORE/QUARTERS	1	2	3	4	—	Total
COLORADO	47	37	31	62	—	177
Opponents	20	26	20	13	—	79

1961 INDIVIDUAL STATISTICS

RUSHING						
Player	Att	Gain	Loss	NET	Avg.	TD Long
C. Brown	190	956	10	946	5.0	16 40t
T. Woods	107	540	15	525	4.9	2 19
L. Schweninger	122	532	20	512	4.2	3 27
B. Harris	82	454	20	434	5.3	4 59t
L. Mavity	38	193	10	183	4.8	1 39
T. Somerville	28	146	5	141	5.0	0 55
N. Milton	15	64	2	62	4.1	0 15
E. Coleman	16	59	0	59	3.7	0 9
C. Crabb	10	31	3	28	2.8	0 12
J. Rasis	1	13	0	13	12.0	0 13
J. Mars	6	15	3	12	2.0	0 5
P. Young	3	12	3	9	3.0	0 7
R. Johnson	1	8	0	8	8.0	0 8
J. Lockwood	1	4	0	4	4.0	0 4
F. Montera	7	17	12	5	0.7	1 11
L. Loudermilk	1	0	18	-18	-18.0	0 -18
G. Weidner	32	57	89	-32	-1.0	2 17
Team	1	0	26	-26	-26.0	0 -26

FIELD GOALS						
Player	10-19	20-29	30-39	40-49	50+	Total Long
J. Hillebrand	0-0	1-2	1-4	0-2	1-3	3-11 54
Opponents	0-0	0-0	0-1	0-1	0-0	0- 2 0

1961 INDIVIDUAL STATISTICS, CONTINUED**RECEIVING**

Player	No.	Yards	Avg.	TD	Long
J. Hillebrand.....	17	282	16.6	4	40t
K. Blair.....	10	200	20.0	2	58t
T. Somerville.....	8	78	9.8	0	20
L. Schweninger.....	8	63	7.9	0	23
L. Mavity.....	6	154	25.7	1	78t
B. Harris.....	6	102	17.0	1	26
T. Woods.....	6	54	9.0	0	15
C. McBride.....	5	117	23.4	0	45
E. Coleman.....	5	63	12.6	0	42
C. Crabb.....	4	41	10.3	0	17
C. Morris.....	1	12	12.0	1	12t
R. Johnson.....	1	10	10.0	0	10
J. Hold.....	1	6	6.0	0	6

SCORING

		Touchdowns -----				2Pt.				
Player	G	Tot	Ru	Re	Rt	PAT	EP-A	FG-A	PTS	
J. Hillebrand.....	4	0	4	0	0	1-0	14-18	3-11	49	
B. Harris.....	6	4	1	1	0	0-0	0-0	0-0	36	
L. Mavity.....	3	1	1	1	1	1-0	0-0	0-0	20	
L. Schweninger.....	3	3	0	0	0	0-0	0-0	0-0	18	
T. Woods.....	3	2	0	1	0	0-0	0-0	0-0	18	
K. Blair.....	2	0	2	0	0	0-0	0-0	0-0	12	
G. Weidner.....	2	2	0	0	0	0-4	0-0	0-0	12	
F. Montera.....	1	1	0	0	0	0-1	0-0	0-0	6	
C. Morris.....	1	0	1	0	0	0-0	0-0	0-0	6	
J. Romig.....	0	0	0	0	0	0-0	0-1	0-0	0	
P. Young.....	0	0	0	0	0	0-1	0-0	0-0	0	

PUNTING

						In		had		Net
Player	G	No.	Yards	Avg.	Long	20	50+	blk	Avg.	
C. McBride.....	43	1573	36.6	65	10	6	0	0	34.5	

PASSING

per-		TOTAL OFFENSE											
Player	Att	Com	Int	Pct.	Yards	att.	comp.	TD	Long	Sacked	Att.	Yds	Avg.
G. Weidner	162-	74	12	45.7	1101	6.8	14.9	8	78t	6/49	194	1069	5.5
F. Montera	11-	3-	1	27.3	69	6.3	23.0	0	42	2/ 7	18	74	4.1
P. Young.....	1-	1-	0	100.0	12	12.0	12.0	0	12	0/ 0	4	21	5.3
C. Crabb.....	2-	0-	0	0.0	0	0.0	0.0	0	0	0/ 0	12	28	2.3
L. Loudermilk.....	2-	0-	0	0.0	0	0.0	0.0	0	0	1/18	3	-18	-6.0

NCAA Rating: Weidner 104.3.

PUNT RETURNS

Player	G	No.	Yards	Avg.	TD	Long
L. Mavity.....	10	130	13.0	1	60t	
B. Harris.....	5	126	25.2	1	86t	
T. Woods.....	6	110	18.3	1	82t	
C. Crabb.....	5	63	12.6	0	24	
R. Johnson.....	4	47	11.8	0	24	
E. Coleman.....	2	19	9.5	0	11	
T. Somerville.....	1	17	17.0	0	17	
J. Mars.....	1	9	9.0	0	9	
L. Schweninger.....	1	0	0.0	0	0	

KICKOFF RETURNS

Player	G	No.	Yards	Avg.	TD	Long
T. Woods.....	8	165	20.6	0	52	
B. Harris.....	3	82	27.3	0	44	
L. Mavity.....	2	62	31.0	0	32	
T. Somerville.....	1	25	25.0	0	25	
L. Schweninger.....	2	22	11.0	0	21	

INTERCEPTIONS

Player	G	No.	Yards	Avg.	TD	Long
R. Johnson.....	2	12	6.0	0	12	
T. Somerville.....	2	0	0.0	0	0	
R. Heck.....	1	9	9.0	0	9	
B. Tabakoff.....	1	9	9.0	0	9	
L. Schweninger.....	1	5	5.0	0	5	
J. Denvir.....	1	0	0.0	0	0	
E. Coleman.....	1	0	0.0	0	0	
C. Crabb.....	1	0	0.0	0	0	

TACKLE LEADERS

Player	G	UT	AT	—	Tot	TFL	OBS	PBU
--------	---	----	----	---	-----	-----	-----	-----

Tackles not tracked consistently in 1961

BUFFS AGAINST THE BESTHere's a look at how CU has fared all-time against nationally ranked teams (*Associated Press* poll):

Games	All-Time Record	1989-2010 Record	Jon Embree Record	Coach With The Most Wins
versus Top 5.....	12-50-2	8-17-1	0-0	5 / Bill McCartney
versus Top 10.....	25-86-3	14-30-2	0-0	8 / Eddie Crowder & Bill McCartney
versus Top 15.....	37-110-3	20-42-2	0-0	10 / Bill McCartney
versus Top 25.....	69-143-3	43-62-2	0-0	20 / Bill McCartney

CU played 21 ranked non-conference opponents (including bowls) as a member of the Big 12, going 9-12, the most wins over non-Big 12 ranked foes in that period of the conference; Nebraska was next in both games (15) and wins (8), followed by Texas (13, 7). Now in the Pac-12, the Buffaloes are now among similar company when it comes to scheduling, as the Big 12 had a reputation for usually going the cupcake route in non-conference play (sans Oklahoma).

CU FOOTBALL STILL SECOND MOST POPULAR PER-GAME SELL IN STATE

The final home attendance figure for 2010 was 281,182, an average of 46,863 per game, marking the 16th straight season that Colorado football was the second largest draw per game in the state behind the NFL Denver Broncos (and the 34th time in the last 36 years). The fledgling Colorado Rockies took over the second spot the two years they played at old Mile High Stadium, averaging in the mid-to-upper 50s in 1993 and 1994. The Broncos wrestled the state's top spot away from the Buffs permanently in 1975 after first doing so in 1969, with six years of see-sawing in-between (CU had been the state attendance leader since Folsom Field was built in 1924). CU continues to have the second largest public and overall season ticket base in the state (final numbers will be around 25,000 public and 37,000 overall when adding in student holders, as those tickets are purchased, just at a discounted rate).

COLORADO BY THE NUMBERS ALL-TIME HISTORIC

- 5** The number of CU players enshrined in the College Football Hall of Fame (White, Romig, D. Anderson, B. Anderson, Williams)
- 14-0** Colorado's record in games since 1972 when not committing a turnover or allowing a quarterback sack.
- 16** The number of career interceptions by CU's all-time leader, **S John Stearns** (1970-72).
- 23-8** Colorado's record in games in its history when it has had a 100-yard rusher and a 100-yard receiver in the same game.
- 24** The number of national championships CU has won in its athletic history: 18 skiing, 5 cross country (3 men's/2 women's), 1 football.
- 30** The number of tackles by **LB Jeff Geiser** against Kansas State on Nov. 24, 1973, CU's single game record (5 solo, 25 assists).
- 35** The number of career quarterback sacks by CU's all-time leader, **OLB Alfred Williams** (1987-90).
- 41-29** Colorado's all-time record in games decided by one (26-17) or two (15-12) points.
- 60** The length of the school record field goal **PK Mason Crosby** made against Iowa State in 2004.
- 62-36** The final score of CU's 2001 win over BCS No. 1 Nebraska, which earned the Buffs the Big 12 North title.
- 64** The length of the pass from **QB Kordell Stewart** to **WR Michael Westbrook** (via **WR Blake Anderson** tip), known as "The Catch" at Michigan.
- 66** The number of wins Colorado has over teams ranked in the Associated Press weekly polls (23rd most all-time; **43** since 1989, 12th most).
- 67** The length of **TB Charlie Davis'** TD run against Oklahoma State on Nov. 13, 1971, one that put him over the 1,000-yard mark for the season.
- 67** The length of **TB Rashaan Salaam's** TD run against Iowa State on Nov. 19, 1994, one that put him over the 2,000-yard mark for the season.
- 72** The number of yards that 64-yard pass was in the air, thrown from the CU 32 to four yards deep in the end zone to rally CU to a 27-26 win.
- 78-15-4** Colorado's record in games from 1989-96, the nation's fourth best overall record in the nation during that time frame.
- 93** The number of wins by Bill McCartney, CU's all-time winningest coach (93-55-5, 1982-94).
- 179** The number of national or regional regular season games CU has had on television since 1990, one of the top 10 figures in the nation.
- 198, 6** The number of rushing yards and touchdowns, respectively, by **TB Chris Brown** against Nebraska on Nov. 23, 2001 in CU's 62-36 win.
- 211-5** Colorado's all-time record in games when it has scored 35 or more points (**299-14-1** with 30 or more points, with **110-1** with 43 or more).
- 215** The number of career receptions by CU's all-time reception leader, **WR Scotty McKnight** (2007-10).
- 222** The number of receiving yards by **WR Walter Stanley** (vs. Texas Tech, Sept. 12, 1981) and by **WR Rae Carruth** (at Missouri, Nov. 2, 1996), as the two share CU's single-game receiving yards record.
- 225** The number of players from CU who have played in the National Football League, a top 20 figure nationally.
- 242** The number of consecutive games Colorado scored in between 1988 and 2008, the ninth-longest all-time in Division I football.
- 293** The number of times Colorado has been ranked in the Associated Press weekly poll (23rd most all-time).
- 296** The number of wins Colorado has at Folsom Field since it opened on Oct. 1, 1924 (296-146-10).
- 307** The number of career points by CU's all-time scoring leader, **PK Mason Crosby** (2003-06).
- 342** The number of rushing yards by **TB Charlie Davis** against Oklahoma State on Nov. 13, 1971, CU's single-game rushing record.
- 362** The number of all-purpose yards by **TB Rashaan Salaam** at Texas on Oct. 1, 1994, CU's single-game record (317 rushing, 45 receiving).
- 465** The number of passing yards by **QB Mike Moschetti** against San Jose State on Sept. 11, 1999, CU's single-game passing record.
- 469** The number of games long-time announcer **Larry Zimmer** has called on the radio for the Buffaloes, the most by anyone in CU history.
- 493** The number of career tackles by CU's all-time leading tackler, **ILB Barry Remington** (1982-86).
- 533** The number of passing yards against Northeast Louisiana on Sept. 16, 1995, CU's single-game record.
- 551** The number of rushing yards at Arizona on Oct. 11, 1958, CU's single-game record.
- 671** The number of wins Colorado has in its history (17th most all-time).
- 767** The number of yards of total offense against San Jose State on Sept. 11, 1999, CU's single-game record.
- 1,149** The number of receiving yards by **WR Charles Johnson** in 1992, CU's single-season record.
- 1,150** The number of games Colorado has played in its history (122nd season of intercollegiate football).
- 2,055** The number of rushing yards **TB Rashaan Salaam** had in 1994 (the fourth at the time with a 2,000-yard season), on his way to the Heisman.
- 2,548** The number of career yards by CU's all-time receiving leader, **WR Michael Westbrook** (1991-94).
- 3,156** The number of passing yards by **QB Koy Detmer** in 1996, CU's single-season record.
- 3,940** The number of career yards by CU's all-time rushing leader, **TB Eric Bienenmy** (1987-90).
- 5,345** The elevation in feet of CU's Folsom Field (field level), the third highest stadium elevation in the FBS (behind Wyoming and Air Force).
- 7,409** The number of career yards by CU's all-time passing leader, **QB Cody Hawkins** (2007-10).
- 7,770** The number of career yards by CU's all-time total offense leader, **QB Kordell Stewart** (1991-94).

MONTHLY TAB

Dating back to 1989, the Buffs are **51-28** in their last **79** September games, a pretty decent record considering the quality of non-conference schedule CU annually plays. Colorado is **51-37-2** in its last **90** October games, and is **54-30-1** in its last **85** November games (**48-18** against all-comers aside from Nebraska, going 6-12-1 against NU in turkey month). CU is **5-7** in December games since 1993, including bowls, and is **4-2-1** in August games in its history.

STREAKING

Colorado has active multiple win streaks going against 10 Division I-A schools. The list: **5**—Air Force; **4**—San Jose State; **3**—Minnesota, Utah State, Wyoming; **2**—Iowa, Louisiana-Monroe, Notre Dame, Oregon State and UCLA. CU's longest current losing streaks are to Southern Cal, Missouri and Texas (**5**), followed by LSU (**4**) and Florida State, Michigan State and Nebraska (**3** each).

PAC-12 BOWL AGREEMENTS

Colorado is looking at a different road when it comes to bowl games with it now being a member of the Pac-12 Conference, with a much more western flavor. Here's the conference's lineup for the 2011 bowl season:

- # 1 Rose Bowl (Jan. 2) and/or BCS National Championship (Jan. 9)
- # 2 Valero Alamo (Dec. 29 vs. Big 12)
- # 3 Bridgepoint Education Holiday (Dec. 28 vs. Big 12)
- # 4 Sun (Dec. 31 vs. ACC)

- # 5 Las Vegas (Dec. 22 vs. Mountain West)
- # 6 Kraft Fight Hunger (Dec. 31 vs. Army or At-Large)
- # 7 New Mexico Bowl (Dec. 17 vs. Mountain West)

OVERTIME

Colorado is 5-4 all-time in overtime games; the Buffs became the 84th team in Division I-A to play an overtime game when it played its first ever extra session affair against Missouri in 1999. Here's a chart summarizing the Buffs in overtime (*—denotes in Denver):

Date	Opponent	Score	Regulation	Coin Toss	Choice	----Total Yards----		Notes
						Offense	Defense	
10-09-99	MISSOURI	W 46-39	39-39	Missouri	Defense	25	13	Ends with Kelly INT
11-26-99	NEBRASKA	L 30-33	27-27	Nebraska	Defense	9	25	CU trailed 27-3 early in 4th
11-09-02	at Missouri	W 42-35	35-35	Missouri	Defense	25	18	Ends with Mossoni FR
12-28-02	Wisconsin	L 28-31	28-28	Wisconsin	Defense	-2	5	Alamo Bowl
10-11-03	KANSAS	W 50-47	44-44	Colorado	Defense	25	7	Calhoun 3-25 rushing in OT
10-23-04	at Texas A & M	L 26-29	26-26	Colorado	Defense	14	33	First CU turnover in OT ends it
10-07-06	BAYLOR	L 31-34 (3 OT)	17-17	Colorado	Defense	42	72	Ends in 3OT on Baylor INT
9-01-07	*Colorado State	W 31-28	28-28	Colorado	Defense	7	16	Eberhart kicks GWFG after Wheatley INT
9-18-08	WEST VIRGINIA	W 17-14 (OT)	14-14	Colorado	Defense	18	19	Goodman kicks GWFG after WVU miss

All-Time Overtime Wins (through Sept. 5, 2011): Arkansas 9-2, Tennessee 9-2, Missouri 9-3, South Florida 8-0, Northwestern 8-3, Oregon 8-4, N.C. State 8-5, UCLA 7-1, Hawai'i 7-2, Texas A&M 7-4, LSU 7-5, Michigan 6-1, Nebraska 6-1, Buffalo 6-3, Cincinnati 6-4, Clemson 6-4, Central Michigan 6-5, Auburn 6-5, East Carolina 6-5, Syracuse 6-5, Mississippi 6-6, Pittsburgh 6-7. **T23. Colorado 5-4** (with Air Force, Arizona State, Boston College, California, Connecticut, Fresno State, Houston, Idaho, UL-Monroe, Navy, Ohio State, TCU, West Virginia, Wisconsin)

RANKED "UNDEFEATEDS" FALL AT FOLSOM

Eleven ranked, undefeated teams have lost their "0" in the loss column at Folsom Field since 1989. The last was Kansas this year, as the Jayhawks (5-0) hit town ranked No. 17 and lost 34-30. In 2007, Oklahoma (4-0) rolled in ranked No. 3 and left with a 27-24 setback; in 2002, Kansas State came to Boulder ranked No. 13 at 4-0 and lost, 35-31. Two bit the dust in 2001: Nebraska (11-0, No. 1 in the BCS and No. 2 in the polls) dropped a 62-36 game to the Buffs, as did Texas A & M (5-0, No. 20), 31-21. In 1998, No. 22 Texas Tech (6-0) fell to CU 19-17; in 1995, No. 3 Texas A&M (2-0) lost, 29-21; in 1994, No. 10 Wisconsin (2-0) was crushed, 55-17; and in 1990, No. 12 Washington (3-0) left a 20-14 loser. In 1989, No. 10 Illinois (2-0) lost 38-7 and No. 3 Nebraska (8-0) fell, 27-21.

THE BUFFS & COLLEGE FOOTBALL HARDWARE

Colorado is in an elite group when it comes to claiming college football's prestigious trophies dating back to the 1990 season. A proliferation of awards has emerged since the late 1980s, and the Buffs are near the top of the list when it comes to collecting these statues. CU has had seven different players win nine trophies over the last 20 seasons, which is the 12th most nationally when it comes to trophies. But when it comes to different players who have been honored, only Ohio State (12), Oklahoma (10), Miami, Fla. (9), Nebraska (9), Texas (9), Florida (8) and Florida State (8) top the Buffs' seven. The postseason "hardware" includes the Heisman Trophy and the Lombardi, Maxwell, Walter Camp, Butkus, Thorpe, O'Brien, Unitas, Groza, Biletnikoff, Doak Walker, Nagurski, Bednarik, Mackey, Tatupu (defunct), Ray Guy, Rimington, Lott and Hendricks (on-field player awards only—for example, if the Draddy was included, CU would have one more on each list; so players only, no coaches, and no Disney Spirit, Orange Bowl Courage and ARA Sportsmanship awards). The list of schools that have had winners between 1990 and 2010 (players only; LSU and Michigan players split the 2004 Rimington Award and thus were both compensated for in the trophy count):

School	Players	Trophies	School	Players	Trophies	School	Players	Trophies	School	Players	Trophies	School	Players	Trophies
Ohio State	12	21	Georgia	4	7	Arizona State	2	4	Oregon State	2	2	Louisiana Tech	1	1
Texas	9	20	Iowa	6	6	Northwestern	1	4	Stanford	2	2	Marshall	1	1
Oklahoma	10	17	Arizona	5	6	Georgia Tech	3	3	Virginia	2	2	Michigan State	1	1
Miami, Fla.	9	17	Notre Dame	5	6	Kansas State	3	3	Wake Forest	2	2	N.C. State	1	1
Florida State	8	16	Auburn	3	6	Oklahoma State	3	3	Baylor	1	2	Oregon	1	1
Florida	8	15	Texas Tech	5	5	Purdue	3	3	Clemson	1	2	Rutgers	1	1
Nebraska	9	14	UCLA	5	5	Texas A&M	3	3	Maryland	1	2	Tulane	1	1
Michigan	7	14	TCU	4	5	Pittsburgh	2	3	North Carolina	1	2	Washington State	1	1
Penn State	7	13	Arkansas	3	5	Virginia Tech	2	3	Boston College	1	1	West Virginia	1	1
USC	6	11	Tennessee	3	5	Washington	2	3	Cincinnati	1	1	Wyoming	1	1
Wisconsin	7	10	Brigham Young	2	5	California	2	2	Colorado State	1	1			
COLORADO	7	9	Louisville	3	4	Illinois	2	2	Fresno State	1	1			
Louisiana State	4	8	Minnesota	3	4	Memphis	2	2	Hawai'i	1	1			
Alabama	7	7	Mississippi	3	4	Missouri	2	2	Kentucky	1	1			

INSIDE-THE-POLL NUMBERS

Colorado has been ranked 12 times in the last 23 seasons in the *Associated Press* preseason football poll (just missing three of those 11 occasions, No. 27 in 2001 and No. 32 in both 2003 and 2005). CU had appeared in every AP preseason ballot between 1989 and 1997, ranked in the top 15 each year, before not gaining mention in the '98 poll following a 5-6 season. The Buffs reappeared in the '99 poll at No. 15, and rose to No. 14 prior to the season-opening loss to CSU. Only CU, Florida, Florida State, Michigan and Nebraska have been ranked 15th or higher at least 11 times in these 15 years, and CU is one of only 18 teams to be ranked in as many as 12 of the last 22 preseason polls. **Number of times ranked in the *Associated Press* Preseason Poll, 1989-2011:** Ohio State 23, Florida State 22, Florida 20, Michigan 19, Nebraska 19, Oklahoma 19, Tennessee 19, Miami, Fla. 18, Penn State 18, Texas 18, Alabama 16, Auburn 16, Notre Dame 16, Georgia 15, LSU 15, Virginia Tech 15, Oregon 13, **Colorado 12.**

COLORADO'S TOP PRESEASON RANKINGS (AP & Coaches polls, only)**ASSOCIATED PRESS**

Season	Rank	Record	Finish
1972	No. 2	8-4-0	No. 16
1990	No. 5	11-1-1	No. 1
1996	No. 5	10-2-0	No. 8
2002	No. 7	9-5-0	No. 20
1994	No. 8	11-1-0	No. 3
1997	No. 8	5-6-0	NR
1967	No. 10	9-2-0	No. 14

COACHES (UPI, USA Today/CNN, ESPN)

Season	Rank	Record	Finish
1972	No. 2	8-4-0	No. 14
1990	No. 5	11-1-1	No. 2
1996	No. 5	10-2-0	No. 8
2002	No. 6	9-5-0	No. 21
1994	No. 7	11-1-0	No. 3
1997	No. 7	5-6-0	NR
1991	No. 10	8-3-1	No. 20

Associated Press Poll

MOST TOP 5 FINISHES (1989-2010): Florida St. 12, Miami 8, Ohio State 8, USC 7, Texas 6, Florida 5, Nebraska 5, Oklahoma 5, **COLORADO 4**, Alabama 4, Tennessee 4, Notre Dame 3

MOST TOP 10 FINISHES (1989-2010): Florida 13, Florida St. 12, Ohio State 10, Alabama 9, Miami 9, Michigan 9, Nebraska 8, Oklahoma 8, Tennessee 8, USC 8, Virginia Tech 7, Texas 7, Penn State 7, **COLORADO 6**, LSU 6, Notre Dame 5

A LONG, LONG STAY

Colorado was one of only two teams to be ranked in every poll (both the *Associated Press* and Coaches, be it UPI or USA Today/CNN-ESPN) from the 1989 preseason through Oct. 4, 1997 (143 AP polls, 138 coaches). Only Nebraska could also make that claim (CU was second only to the Huskers, as Nebraska had been ranked in 265 straight polls when CU hit the 143 mark). The 143 consecutive polls still ranks as the eighth longest all-time in college football history. In this span, NU held the top spot 16 times and CU seven, with NU winning two national titles and Colorado one.

Associated Press Poll / All-Time Appearances (1936-2010; out of 1,021 polls)

1. Ohio State 785; 2. Michigan 761; 3. Notre Dame 712; 4. Oklahoma 704; 5. USC 696; 6. Texas 679; 7. Nebraska 670; 8. Alabama 661; 9. Penn State 583; 10. Tennessee 564; 11. Florida 525; 12. LSU 499; 13. Auburn 496; 14. Georgia 482; 15. UCLA 478; 16. Florida State 463; 17. Miami, Fla. 450; 18. Arkansas 391; 19. Washington 389; 20. Texas A&M 372; 21. Michigan State 316; 22. Clemson 312; 23. Iowa 297; **24. Colorado 293**; 25. Pittsburgh 292; 26. Georgia Tech 288; 27. Wisconsin 281; 28. Virginia Tech 251; 29. Arizona State 246; 30. West Virginia 245.

...AND THE RETURN

CU was out of the polls for an 11-week period once departing after 143 weeks ('97-'98), but came back with a vengeance. When Colorado reappeared in both the AP and USAT/ESPN polls at No. 16 on Sept. 6, 1998 it marked the third highest debut in a poll since the AP ballot expanded to 25 teams in 1989. CU went from receiving votes to No. 16, the second highest CU has ever debuted after not being ranked in the preseason; back in 1971, the Buffs went into Baton Rouge and defeated No. 9 LSU, 31-21. CU appeared at No. 8 in the UPI-Coaches poll and at No. 12 on the AP ballot.

18 OUT OF 22

Colorado defeated at least one top 25 team for 12 consecutive seasons between 1988 and 1999, behind only Florida State for the latter half of the span. Colorado didn't go down easy when the streak ended in 2000, losing to five ranked teams by a combined 45 points (3, 3, 23, 14 and 2). The Buffs started a new streak in 2001, doing so with purpose as they tied the school record for most ranked teams defeated in a single season with five. CU then defeated two ranked teams in both 2002 and 2003 to make it 15 out of 16 years with at least one win over a ranked opponent, but the smaller run ended as the Buffs went 0-4 in both 2004 and 2005 and 0-5 in 2006. CU snapped that streak with a 27-24 win over No. 3 Oklahoma in 2007, and with the 17-14 overtime win over No. 21 West Virginia in 2008 and the 34-30 verdict over No. 17 Kansas in 2009, it's now **18 out of 22** years defeating at least one ranked program. CU defeated at least three ranked teams in six of those 12 years, including five twice (1990, 1995). The Buffs have defeated at least two in nine of the last 15 years (and three ranked foes five of those seasons).

TV LAND

Colorado has had **179** of its last **258** games dating back to 1990 broadcast nationally or regionally (69 percent), including the season opener at Hawai'i in 2011. Since 1996, when the Big 12 began and TV contracts changed, and not including pay-per-view, **142** of CU's **185** games have been either nationally or regionally televised, which is an impressive 76.8 percent. In addition, CU has had **37** of its last **43** non-conference games (86.0%) televised on a national or regional basis (36 of 42 was easily tops in the Big 12). **ANNUAL TV APPEARANCES SINCE 1996 (142):** 1996 (10), 1997 (10), 1998 (9), 1999 (9), 2000 (7), 2001 (10), 2002 (12), 2003 (7), 2004 (9), 2005 (10), 2006 (7), 2007 (11), 2008 (10), 2009 (11), 2010 (9), 2011 (1).

BUFF BLEMISHES

Colorado has a history of inflicting blemishes on some of the teams who have traditionally fared well at home. The top five home records last decade (1990-99) belonged to Florida State (55-1-1), Nebraska (62-3), Florida (57-4), Texas A & M (55-4-1) and Kansas State (57-5-1). That's a combined 287-17-3; but of those 20 losses or ties, CU was responsible for five of them. CU won at Nebraska in 1990, at Texas A & M in 1996, and was 2-2-1 at Kansas State in the 90s. The Buffs also snapped the Aggies 22-game home winning streak—started late in 1996, after losses to CU then Texas Tech. In 2001, CU won at Kansas State, snapping a 58-game home winning streak by the Wildcats against unranked teams, and was only the second KSU home loss in a 29-game span. CU almost added Georgia to this list in 2006, but fell 14-13 after leading 13-0 entering the fourth quarter.

18 OF 26

The Buffs have 18 winning (regular) seasons in the last 26 years (1985-2010), matched only by two dozen or so schools across the nation (6-6 records do not count). The exceptions came in 1997, 2000, 2003, 2006, 2007, 2008, 2009 and 2010; in 1986, CU was 6-5 in the regular season but finished 6-6 after losing to Baylor in the Bluebonnet Bowl. CU has been invited to bowls in 18 of these 26 seasons, staying home in only 1987, 1997, 2000, 2003, 2006, 2008, 2009 and 2010 (the first time CU isn't going to a bowl over a three-year span since an eight year drought from 1977-84).

OFFENSE & DEFENSE

Who will be next? Next, as in who will play on both offense and defense in the same game. In 2008, **Eugene Goree** was on-call to do so, as the redshirt frosh was both a DT and an OG during the second half of the season; he did appear on both sides of the ball but not in the same game. Through the years, there have been a few players who wind up playing on both sides of the ball in the same game: **DT John Guydon** was the latest to do so, seeing action on defense (13 snaps at tackle) and offense (3 snaps at guard) at Texas on October 15, 2005; it was the first time it happened for a complete series with no gimmicks or special situations since **WR Michael Westbrook** played a series at safety against Baylor in 1993. **DE James Garee** also trotted in on offense in 2005, catching a pass as an end at Miami. **DT Sam Wilder** had been the last before 2005, as he caught a 9-yard pass against Kansas State in 2002. **DT Justin Bannan**, did the same, catching a 12-yard TD pass on his only play at Missouri in 2000. **CB Ben Kelly** tried tailback in 1999 at Texas Tech; he finished with three yards on one carry (a nice 5-yard run was wiped out by a penalty). Between 1994 and 2005, several Buffs played on both sides of the ball, as offensive linemen often played on the goal line or short yardage defense units—**OG Heath Irwin**, **OG Clint Moore**, **OG Chris Naeole**, **OT Melvin Thomas** and **OG Brad Bedell** all did it at one time or another between 1993 and 1998. In 1990, **OLBs Alfred Williams** and **Kanavis McGhee** played some tight end in a 64-3 win over Kansas State (Williams caught a pass for 17 yards, McGhee didn't catch the one thrown his way). The last offensive skill player to swing over and try some defense was Westbrook (four snaps at strong safety) against Baylor in 1993.

WHY CU AND NOT UC?

A question often asked of many former Big Eight schools: Why is it the University of Colorado, but the moniker is CU and not UC? (The same applies at Kansas—KU, Missouri—MU, Nebraska—NU and Oklahoma—OU). "Midwestern casualness," said CU historian, the late Fred Casotti. It has always been this way at Colorado, for whatever reason, and at the other four—but seemingly nowhere else in the USA (except for Tulsa, but its midwest, too). In the 1950s, there was a concerted effort to eliminate the use of "CU" on the Boulder campus, both as a symbol and in speech, but Casotti said that no one would buy into it. "Nobody would change," he said. "It's easier to say than U of C, UC sounds like slang or something (as in 'you see'), and it was traditional. By trying to eliminate it, they reinforced it."

HISTORY OF THE "COLORADO"

As in the south end zone, that is. In 1967, the stadium was lowered when the track was removed, and that area remained basically a dirt hill. Former long-time senior associate A.D. **Jon Burianek** said that we tried to grow grass and bushes there, but none took. The first artificial field was installed during the summer of 1971, and that area was then covered with asphalt and the large, block COLORADO was painted on it, then in all-white block lettering. Trim was later added, and at one time, when blue was one of the school colors, the end zone as well was painted blue instead of the familiar black.

SPRING GAME ATTENDANCE

Former CU head coach **Bill McCartney** has challenged the 1,500-plus in attendance at CU's last two annual recruiting luncheons in Denver to help fill Folsom Field for the spring game. While filling Folsom didn't happen, the 17,800 in attendance in 2008 did set a spring record, with the third most attending in 2009. CU has now had five occasions where 10,000 or more fans attend its final spring scrimmage/game. The previous mark stood for 19 years, a crowd of 13,642 in 1989 when many came out to honor **Sal Aunese**, the CU quarterback stricken with stomach cancer the previous month. The next two games drew 11,336 and 10,382 respectively. The national average worked to **12,996** in 2008 and 14,407 in 2009. Below are the top CU spring game crowds in the school's history (#—first team Varsity and Alumni were on the same team and wore black jerseys):

Year	Score	Attendance	Notes
2008	Black 28, Gold 17	17,800	A record crowd come out in answer to coaches Hawk and Mac's challenge to fill Folsom
1989	#White 38, Black 35	13,642	A then-record crowd for the spring game showed up to honor Sal Aunese, who fighting stomach cancer
2009	Black 17, Gold 10	11,700	Third largest spring crowd despite going up against a Nuggets playoff game and the NFL Draft
1990	#White 27, Black 25	11,336	Coming of an 11-1 season, CU was in everyone's top five entering 1990
1991	#Black 21, White 17	10,382	Fans braved 49 degree weather with 17 mph winds and saw the late John Zisch ('48) score on a 53 yard run
1992	#Black 44, White 7	9,617	Perfect weather (61 degrees, sunny) come out after CU signs its top recruiting class in history
2010	Gold 37, Black 27	9,100	Teams are determined by the players drafting themselves

2011 OPPONENT SCHEDULES & RESULTS

Here's a look at the 2011 schedules and results for the teams on CU's regular season schedule:

HAWAII (1-0)

34	COLORADO	17
S 10	at Washington	
S 17	at Nevada-Las Vegas	
S 24	UC-DAVIS	
O 1	at Louisiana Tech	
O 14	at San Jose State	
O 22	NEW MEXICO STATE	
O 29	at Idaho	
N 5	UTAH STATE	
N 12	at Nevada	
N 19	FRESNO STATE	
N 26	TULANE	
D 3	BRIGHAM YOUNG	

CALIFORNIA (1-0)

36	FRESNO STATE	21
S 10	at Colorado	
S 17	PRESBYTERIAN	
S 24	at Washington	
O 6	at Oregon	
O 13	SOUTHERN CALIFORNIA	
O 22	UTAH	
O 29	at UCLA	
N 5	CALIFORNIA	
N 12	OREGON STATE	
N 19	at Stanford	
N 25	at Arizona State	

COLORADO STATE (1-0)

14	at New Mexico	10
S 10	NORTHERN COLORADO	
S 17	Colorado (Denver)	
S 24	at Utah State	
O 1	SAN JOSE STATE	
O 15	BOISE STATE	
O 22	at Texas-El Paso	
O 29	at Nevada-Las Vegas	
N 12	SAN DIEGO STATE	
N 19	at Texas Christian	
N 26	AIR FORCE	
D 3	WYOMING	

OHIO STATE (1-0)

42	AKRON	0
S 10	TOLEDO	
S 17	at Miami-Fla.	
S 24	COLORADO	
O 1	MICHIGAN STATE	
O 8	at Nebraska	
O 15	at Illinois	
O 29	WISCONSIN	
N 5	INDIANA	
N 12	at Purdue	
N 19	PENN STATE	
N 26	at Michigan	

WASHINGTON ST. (1-0)

64	IDAHO STATE	21
S 10	NEVADA-LAS VEGAS	
S 17	at San Diego State	
O 1	at Colorado	
O 8	at UCLA	
O 15	STANFORD	
O 22	OREGON STATE	
O 29	at Oregon	
N 5	at California	
N 12	ARIZONA STATE	
N 19	UTAH	
N 26	at Washington	

STANFORD (1-0)

57	SAN JOSE STATE	3
S 10	at Duke	
S 17	at Arizona	
O 1	UCLA	
O 8	COLORADO	
O 15	at Washington State	
O 22	WASHINGTON	
O 29	at Southern California	
N 5	at Oregon State	
N 12	OREGON	
N 19	CALIFORNIA	
N 26	NOTRE DAME	

WASHINGTON (1-0)

30	E. WASHINGTON	27
S 10	HAWAII	
S 17	at Nebraska	
S 24	CALIFORNIA	
O 1	at Utah	
O 15	COLORADO	
O 22	at Stanford	
O 29	ARIZONA	
N 5	OREGON	
N 12	at Southern California	
N 19	at Oregon State	
N 26	WASHINGTON STATE	

OREGON (0-1)

27	LSU (at Arlington)	40
S 10	NEVADA	
S 17	MISSOURI STATE	
S 24	at Arizona	
O 6	CALIFORNIA	
O 15	ARIZONA STATE	
O 22	at Colorado	
O 29	WASHINGTON STATE	
N 5	at Washington	
N 12	at Stanford	
N 19	SOUTHERN CALIFORNIA	
N 26	OREGON STATE	

ARIZONA STATE (1-0)

48	UC-DAVIS	14
S 9	MISSOURI	
S 17	at Illinois	
S 24	SOUTHERN CALIFORNIA	
O 1	OREGON STATE	
O 8	at Utah	
O 15	at Oregon	
O 29	COLORADO	
N 5	at UCLA	
N 12	at Washington State	
N 19	ARIZONA	
N 25	CALIFORNIA	

USC (1-0)

19	MINNESOTA	17
S 10	UTAH	
S 17	SYRACUSE	
S 24	at Arizona State	
O 1	ARIZONA	
O 13	at California	
O 22	at Notre Dame	
O 29	STANFORD	
N 4	at Colorado	
N 12	WASHINGTON	
N 19	at Oregon	
N 26	UCLA	

ARIZONA (1-0)

41	NORTHERN ARIZONA	10
S 8	at Oklahoma State	
S 17	STANFORD	
S 24	OREGON	
O 1	at Southern California	
O 8	at Oregon State	
O 20	UCLA	
O 29	at Washington	
N 5	UTAH	
N 12	at Colorado	
N 19	at Arizona State	
N 26	LOUISIANA-LAFAYETTE	

UCLA (0-1)

34	at Houston	38
S 10	SAN JOSE STATE	
S 17	TEXAS	
S 24	at Oregon State	
O 1	at Stanford	
O 8	WASHINGTON STATE	
O 22	at Arizona	
O 29	CALIFORNIA	
N 5	ARIZONA STATE	
N 12	at Utah	
N 19	COLORADO	
N 26	at Southern California	

UTAH (1-0)

27	MONTANA STATE	10
S 10	at Southern California	
S 17	at Brigham Young	
O 1	WASHINGTON	
O 8	ARIZONA STATE	
O 15	at Pittsburgh	
O 22	at California	
O 29	OREGON STATE	
N 5	at Arizona	
N 12	UCLA	
N 19	at Washington State	
N 25	COLORADO	



KEY: ◆—Pac-12 Conference game; ⇄—Big 10 Conference game; +—Mountain West Conference game; □—Western Athletic Conference game.

OPPONENTS & 2011 SCHEDULE TIDBITS

Colorado will play 13 regular season games for the second time in its history, joining the 2002 team that had a slate of 12 plus the Big 12 Championship game; CU would play a school-record 14 that season and finish with a 9-5 record. This year's 13 opponents year combined for a **98-67** (59.4%) record in 2010, with five teams winning 10-plus games and seven teams earning bowl invitations. CU will travel to Hawaii for the first time since 1925, will play California in a non-conference game to complete a home-and-home series, faces off against Colorado State in the newly renamed Sports Authority Field at Mile High in Denver, and plays Ohio State for the first time since 1986. CU's renews two dormant rivalries in league play, Arizona (last met in 1986) and Utah (the two last played in the 1962 season opener, but were all set to resume the series next year until both became Pac-12 members).

COMPOSITE 2011 PAC-12 CONFERENCE SCHEDULE & RESULTS**Week One (Sept. 3)**

(Sept. 1) UTAH 27, Montana State 10
 (Sept. 1) ARIZONA STATE 48, UC-Davis 14
 ARIZONA 41, Northern Arizona 10
 CALIFORNIA 36, Fresno State 21 (at San Francisco)
HAWAII 34, Colorado 17
 HOUSTON 38, UCLA 34
 LSU 40, Oregon 27 (at Arlington)
 Sacramento State 29, OREGON STATE 28 (OT)
 SOUTHERN CALIFORNIA 19, Minnesota 17
 STANFORD 57, San Jose State 3
 WASHINGTON 30, Eastern Washington 27
 WASHINGTON STATE 64, Idaho State 21

Week Two (Sept. 10)

(Sept. 8) Arizona at Oklahoma State (ESPN), 6:00 p.m.
 (Sept. 9) Missouri at Arizona State (ESPN), 8:30 p.m.
 California at **Colorado** (FCS), 1:30 p.m.
 *Utah at USC (Versus), 5:30 p.m.
 Oregon State at Wisconsin (ESPN/ESPN2), 10:00 a.m.
 Hawaii'i at Washington (Root), 1:30 p.m.
 Nevada at Oregon (FX), 1:30 p.m.
 Stanford at Duke, 1:30 p.m.
 UNLV at Washington State, 3:00 p.m.
 San Jose State at UCLA, 8:00 p.m.

Week Three (Sept. 17)

Colorado State vs. **Colorado** (FSN; Denver), 11:30 a.m.
 *Stanford at Arizona (ESPN), 8:45 p.m.
 Missouri State at Oregon, 1:30 p.m.
 Texas at UCLA (ABC/ESPN), 1:30 p.m.
 Washington at Nebraska (ABC/ESPN), 1:30 p.m.
 Presbyterian at California, 3:30 p.m.
 Washington State at San Diego State (Mtn), 4:00 p.m.
 Arizona State at Illinois (BTN), 5:00 p.m.
 Syracuse at USC (FX), 6:00 p.m.
 Utah at BYU (ESPN2), 7:15 p.m.

Week Four (Sept. 24)

Colorado at Ohio State, TBA
 *Oregon at Arizona (ESPN/ESPN2), 8:15 p.m.
 *USC at Arizona State (ESPN/ESPN2), 8:15 p.m.
 *California at Washington, TBA
 *UCLA at Oregon State, TBA

Week Five (Oct. 1)

*Washington State at **Colorado**, TBA
 *Arizona at USC, TBA
 *Oregon State at Arizona State, TBA
 *UCLA at Stanford, TBA
 *Washington at Utah, TBA

Week Six (Oct. 8)

(Oct. 6) *California at Oregon (ESPN), 7:00 p.m.
 ***Colorado** at Stanford, TBA
 *Arizona at Oregon State, TBA
 *Arizona State at Utah, TBA
 *Washington State at UCLA, TBA

Week Seven (Oct. 15)

(Oct. 13) *USC at California (ESPN), 7:00 p.m.
 ***Colorado** at Washington, TBA
 *Arizona State at Oregon, TBA
 *Stanford at Washington State, TBA
 BYU at Oregon State, TBA
 Utah at Pittsburgh, TBA

Week Eight (Oct. 22)

(Oct. 20) *UCLA at Arizona (ESPN), 6:00 p.m.
 *Oregon at **Colorado**, TBA
 *Washington at Stanford (ABC/ESPN/ESPN2), 6:00 p.m.
 *Oregon State vs. Washington State (at Seattle), TBA
 *Utah at California, TBA
 USC at Notre Dame (NBC), 5:30 p.m.

Week Nine (Oct. 29)

***Colorado** at Arizona State, TBA
 *Stanford at USC (ABC), 6:00 p.m.
 *Arizona at Washington, TBA
 *California at UCLA, TBA
 *Oregon State at Utah, TBA
 *Washington State at Oregon, TBA

Week Ten (Nov. 5)

(Nov. 4) *Southern California at **Colorado**, 7:00 p.m.
 *Arizona State at UCLA, TBA
 *Oregon at Washington, TBA
 *Stanford at Oregon State, TBA
 *Utah at Arizona, TBA
 *Washington State at California, TBA

Week Eleven (Nov. 12)

*Arizona at **Colorado**, TBA
 *Washington at USC (ABC/ESPN/ESPN2/FSN), 1:30 p.m.
 *Arizona State at Washington State, TBA
 *Oregon at Stanford, TBA
 *Oregon State at California, TBA
 *UCLA at Utah, TBA

Week Twelve (Nov. 19)

***Colorado** at UCLA, TBA
 *USC at Oregon (ABC), 6:00 p.m.
 *Arizona at Arizona State, TBA
 *California at Stanford, TBA
 *Utah at Washington State, TBA
 *Washington at Oregon State, TBA

Week Thirteen (Nov. 26)

(Nov. 25) ***Colorado** at Utah, 1:30 p.m.
 (Nov. 25) *California at Arizona State (ESPN), 8:15 p.m.
 *Oregon State at Oregon, TBA
 *UCLA at USC (FSN), 8:00 p.m.
 *Washington State at Washington, TBA
 Louisiana-Lafayette at Arizona, TBA
 Notre Dame at Stanford (ABC/ESPN/ESPN2), 6:00 p.m.

Week Fourteen (Dec. 2)

PAC-12 Championship Game, 6:20 p.m. (at campus TBA)

All times listed are MDT/MST. *—denotes Pacific-12 Conference game (note: the California at Colorado game on Sept. 10 is a non-conference game to complete a previous home-and-home agreement). Television selections Sept. 24 and beyond are made on 12 days notice by the Pac-12 television partners (ESPN/ABC, Fox Sports Network, Versus, FX); ESPN/ABC also has an option of utilizing a 6-day selection process three times annually. In all, ESPN/ABC will televise 20 Pac-12 games during the 2011 season, with Fox Sports Net (which also sublicenses Pac-12 games to Versus and FX) rights to 24 Pac-12 games. ABC's standard afternoon regional telecast window is at 1:30 p.m. MT in addition to a number of prime-time windows (6 p.m. MT; those games will be selected from the Pac-12, ACC, Big East, Big 10 or Big 12). ESPN/ESPN 2 will utilize both Saturday afternoon (1:30 p.m. MT) and Saturday evening (8:15 p.m. MT) telecast windows; Thursday and Friday games carried by ESPN/ESPN 2 usually have a 7 p.m. MT start. ESPN/ABC has five dates with opponents TBD: Oct. 15 (8:15 p.m.), Nov. 5 (1:30 p.m.), Nov. 12 (assorted), Nov. 19 (1:30 p.m.) and Nov. 26 (1:30 p.m.). FSN provides national coverage via its lineup of 11 regional sports networks (RSNs) in the afternoon (1:30 p.m. MT) and evening (8:30 p.m. MT) windows, and on occasion may move a game into the prime-time window (4:30 p.m. or 5 p.m. MT). National cable networks Versus and FX usually utilize that same prime-time window (4:30 or 5 p.m. MT). Game inventory not used by the Pac-12 is returned to the institutions, which have the option to televise games locally if a window can be secured that doesn't conflict with exclusivity provided to ESPN/ABC and FSN.

2011 PAC-12 CONFERENCE STANDINGS**North Division (E)**

School (AP/Coaches)	conference-----					overall-----					Next Up
	W	L	Pct.	Pts	Opp	W	L	Pct.	Pts	Opp	
California.....	0	0	.000	0	0	1	0	1.000	36	21	S 10 at Colorado
Stanford.....	0	0	.000	0	0	1	0	1.000	57	3	S 10 at Duke
Washington.....	0	0	.000	0	0	1	0	1.000	30	27	S 10 HAWAII
Washington State.....	0	0	.000	0	0	1	0	1.000	64	21	S 10 UNLV
Oregon.....	0	0	.000	0	0	0	1	.000	27	40	S 10 NEVADA
Oregon State.....	0	0	.000	0	0	0	1	.000	28	29	S 10 at Wisconsin

South Division (E)

School (AP/Coaches)	conference-----					overall-----					Next Up
	W	L	Pct.	Pts	Opp	W	L	Pct.	Pts	Opp	
Arizona.....	0	0	.000	0	0	1	0	1.000	41	10	S 8 at Oklahoma State
Arizona State.....	0	0	.000	0	0	1	0	1.000	48	14	S 9 MISSOURI
Southern California.....	0	0	.000	0	0	1	0	1.000	19	17	S 9 UTAH
Utah.....	0	0	.000	0	0	1	0	1.000	27	10	S 10 at Southern California
COLORADO	0	0	.000	0	0	0	1	.000	17	34	S 10 CALIFORNIA
UCLA.....	0	0	.000	0	0	0	1	.000	34	38	S 10 SAN JOSE STATE

ACTIVE COLORADO CAREER STATISTICAL CHARTS**RUSHING**

Rk	Player (Seasons)	Att.	Yards	Avg.	TD	Net
1	Eric Bieniemy (1987-90)	699	3,940	5.63	41	
2	Rashaan Salaam (1992-94)	486	3,057	6.29	33	
3	Bobby Purify (2000-04)	595	3,016	5.07	20	
4	Charlie Davis (1971-73)	538	2,958	5.50	24	
5	Rodney Stewart (2008-11)	638	2,796	4.38	21	
6	Chris Brown (2001-02)	465	2,690	5.78	34	
7	Hugh Charles (2004-07)	517	2,659	5.14	15	
8	James Mayberry (1975-78)	546	2,544	4.66	25	
9	Herchell Troutman (1994-97)	568	2,487	4.38	21	
10	Bob Anderson (1967-69)	568	2,367	4.17	34	
11	Lee Rouson (1981-84)	581	2,296	3.95	10	
12	Lamont Warren (1991-93)	488	2,242	4.59	22	
13	Cortlen Johnson (1998-2001)	445	2,199	4.94	20	
14	Kayo Lam (1933-35)	313	2,140	6.84	18	
15	Mervin Hodel (1949-51)	502	2,102	4.19	24	
16	J.J. Flannigan (1987-89)	328	2,096	6.39	27	
17	Darian Hagan (1988-91)	489	2,007	4.10	27	
18	Carroll Hardy (1951-54)	291	1,999	6.87	23	
19	John Bayuk (1954-56)	367	1,943	5.29	23	
20	Tony Reed (1975-76)	421	1,938	4.60	10	
60	Loren Schweninger (1959-61)	183	739	4.04	4	
70	Bernard Jackson (2004-06)	164	690	4.21	7	
80	Noble Milton (1961-63)	132	549	4.16	3	
90	Maurice Reilly (1941-47)	173	500	2.89	2	
100	Jack Becker (1955-56)	100	414	4.14	5	
101	Brian Lockridge (2007-11)	85	412	4.85	3	

PASSING

Rk	Player (Seasons)	Att-Com-Int	Pct.	Yards	TD	Rating
1	Cody Hawkins (2007-10)	1214-667-41	54.9	7,409	60	115.76
2	Joel Klatt (2002-05)	1095-666-33	60.8	7,375	44	124.63
3	Kordell Stewart (1991-94)	785-456-19	58.1	6,481	33	136.47
4	Koy Detmer (1992-96)	594-350-25	58.9	5,390	40	148.95
5	Mike Moschetti (1998-99)	607-366-19	60.3	4,797	33	138.36
6	John Hessler (1994-97)	627-347-26	55.3	4,788	34	129.09
7	Steve Vogel (1981-84)	688-309-33	44.9	3,912	27	96.03
8	Darian Hagan (1988-91)	424-213-19	50.2	3,801	27	137.59
9	Craig Ochs (2000-02)	453-265-15	58.5	3,325	16	125.19
10	Tyler Hansen (2008-11)	490-291-18	59.4	3,045	17	115.68
11	Gale Weidner (1959-61)	480-218-32	45.4	3,033	18	97.76
12	Randy Essington (1980-82)	496-247-26	49.8	2,773	10	92.95

RECEIVING (Receptions)

Rk	Player (Seasons)	No.	Yards	Avg.	TD
1	Scotty McKnight (2007-10)	215	2,521	11.7	22
2	Michael Westbrook (1991-94)	167	2,548	15.3	19
3	Phil Savoy (1994-97)	152	2,176	14.3	14
4	Javon Green (1997-2000)	136	2,031	14.9	17
5	Rae Carruth (1992-96)	135	2,540	18.8	20
29	Hugh Charles (2004-07)	60	552	9.2	2
29	Herchell Troutman (1994-97)	60	725	12.1	5
31	James Kidd (1993-96)	58	944	16.3	9
31	Ron Monteilh (2002-04)	58	562	9.7	1
33	Ron Brown (1981-85)	57	1,217	21.4	8
34	Cody Crawford (2005-08)	53	564	10.6	2
35	Rodney Stewart (2008-11)	52	496	9.5	0
40	*Don Hasselbeck (1973-76)	50	612	12.2	3
40	Bobby Purify (2000-03)	50	508	10.2	1
48	*Brody Heffner Liddiard (1996-99)	45	656	14.6	2
48	Demetrius Sumler (2007-09)	45	333	7.4	1
50	Don Holmes (1979-82)	44	661	15.0	4
50	*Matt Lepsis (1993-96)	44	517	11.8	2
50	Roger Williams (1950-52)	44	476	10.8	4
53	Toney Clemons (2010-11)	43	482	11.2	3
53	Ryan Deehan (2008-11)	43	430	10.0	2
67	Paul Richardson (2010-11)	37	563	15.2	8

RECEIVING (Yards)

Rk	Player (Seasons)	No.	Yards	Avg.	TD
1	Michael Westbrook (1991-94)	167	2,548	15.3	19
2	Rae Carruth (1992-96)	135	2,540	18.8	20
3	Scotty McKnight (2007-10)	215	2,521	11.7	22
4	Charles E. Johnson (1990-93)	127	2,447	19.3	15
5	Phil Savoy (1994-97)	152	2,176	14.3	14

6	Derek McCoy (2000-03)	134	2,038	15.2	20
7	Javon Green (1997-2000)	136	2,031	14.9	17
8	*Daniel Graham (1998-2001)	106	1,543	14.6	11
9	Monte Huber (1967-69)	111	1,436	12.9	5
10	Dusty Sprague (2004-07)	103	1,261	12.2	4

53	Paul Richardson (2010-11)	37	563	15.2	8
67	Rodney Stewart (2008-11)	52	496	9.5	0
70	Toney Clemons (2010-11)	43	482	11.2	3
81	*Ryan Deehan (2008-11)	43	430	10.0	2

TOTAL OFFENSE

Rk	Player (Seasons)	Rush	Pass	Total	TDR
1	Kordell Stewart (1991-94)	1,289	6,481	7,770	48
2	Cody Hawkins (2007-10)	-159	7,409	7,250	67
3	Joel Klatt (2002-05)	-130	7,375	7,245	47
4	Darian Hagan (1988-91)	2,007	3,801	5,808	54
5	Koy Detmer (1992-96)	-31	5,390	5,359	43
6	John Hessler (1994-97)	276	4,788	5,064	44
7	Mike Moschetti (1998-99)	70	4,797	4,867	40
8	Bobby Anderson (1967-69)	2,367	2,198	4,565	43
9	Eric Bieniemy (1987-90)	3,940	63	4,003	42
10	Craig Ochs (2000-02)	205	3,325	3,530	20
11	Steve Vogel (1981-84)	-411	3,912	3,501	27
12	David Williams (1973-75)	959	2,449	3,408	25
13	Tyler Hansen (2008-11)	328	3,045	3,373	22
14	Gale Weidner (1959-61)	58	3,033	3,091	29
15	Bernie McCall (1964-66)	725	2,332	3,057	10
16	Rashaan Salaam (1992-94)	3,057	0	3,057	33
17	Zack Jordan (1950-52)	748	2,287	3,025	21
18	Charlie Davis (1971-73)	2,958	0	2,958	24
19	Ken Johnson (1971-73)	727	2,175	2,902	21
20	Rodney Stewart (2008-11)	2,796	23	2,819	21
21	Chris Brown (2001-02)	2,690	0	2,690	34

YARDS FROM SCRIMMAGE

Rk	Player (Seasons)	Rush	Rec	Total
1	Eric Bieniemy (1987-90)	3,940	380	4,320
2	Bobby Purify (2000-04)	3,016	508	3,524
3	Rashaan Salaam (1992-94)	3,057	412	3,469
4	Rodney Stewart (2008-11)	2,796	496	3,292
5	Herchell Troutman (1994-97)	2,487	725	3,212
6	Hugh Charles (2004-07)	2,659	552	3,211
7	Charlie Davis (1971-73)	2,958	131	3,089
8	Lee Rouson (1981-84)	2,296	699	2,995
9	Cortlen Johnson (1998-2001)	2,199	691	2,890
10	Chris Brown (2001-02)	2,690	76	2,766

ALL-PURPOSE YARDS

Rk	Player (Seasons)	Rush	Rec	KOR	PR	Total
1	Eric Bieniemy (1987-90)	3,940	380	31	0	4,351
2	Hugh Charles (2004-07)	2,659	552	411	0	3,622
3	Byron White (1935-37)	1,864	234	506	973	3,577
4	Herchell Troutman (1994-97)	2,487	725	240	91	3,543
5	Bobby Purify (2000-04)	3,016	508	0	0	3,524
6	Rashaan Salaam (1992-94)	3,057	412	13	0	3,482
7	Rodney Stewart (2008-11)	2,796	496	0	0	3,292
8	Charlie Davis (1971-73)	2,958	131	75	0	3,164
9	Carroll Hardy (1951-54)	1,999	38	853	225	3,115
10	Kayo Lam (1933-35)	2,140	111	331	530	3,112
11	Charles E. Johnson (1990-93)	82	2,447	217	261	3,007
12	Lee Rouson (1981-84)	2,296	699	0	0	2,995
13	James Mayberry (1975-78)	2,548	171	265	0	2,984
14	Rae Carruth (1992-96)	196	2,540	200	9	2,945
15	Mervin Hodel (1949-51)	2,102	540	255	13	2,910
16	Cortlen Johnson (1998-2001)	2,199	691	0	0	2,890
17	Billy Waddy (1973-76)	1,537	475	849	26	2,887
18	Michael Westbrook (1991-94)	84	2,548	226	0	2,858
19	Chris Brown (2001-02)	2,690	76	0	0	2,766
20	Bob Stransky (1955-57)	1,868	37	459	396	2,760
21	Bobby Anderson (1967-69)	2,367	68	209	56	2,700
22	Lamont Warren (1991-93)	2,242	432	0	0	2,674
23	Scotty McKnight (2007-10)	4	2,521	21	36	2,582
24	Mike Pritchard (1987-90)	585	1,241	693	-6	2,513
25	Cliff Branch (1970-71)	354	665	755	733	2,507
---	Brian Lockridge (2007-11)	412	68	948	0	1,428

ACTIVE COLORADO CAREER STATISTICAL CHARTS, CONTINUED**SCORING**

Rk	Player (Seasons)	TD	2Pt	EP-EPA	FG-FGA	PTS
1	Mason Crosby (2003-06)	0	0-0	109-117	66-88	307
2	Eric Bieniemy (1987-90)	42	1-1	0-0	0-0	254
3	Jeremy Aldrich (1996-99)	0	0-0	87-95	48-64	231
4	Bobby Anderson (1967-69)	35	1-2	0-0	0-0	212
5	Chris Brown (2001-02)	34	0-0	0-0	0-0	204
6	Rashaan Salaam (1992-94)	33	0-0	0-0	0-0	198
7	Tom Field (1979-83)	0	0-0	82-86	36-55	190
8	Byron White (1935-37)	24	0-0	30-32	1-2	177
9	Merwin Hodel (1949-51)	28	0-0	0-0	0-0	168
9	Aric Goodman (2008-10)	0	0-0	93-96	25-47	168
11	J.J. Flannigan (1987-89)	27	0-0	0-0	0-0	162
11	Darian Hagan (1988-91)	27	0-4	0-0	0-0	162
13	Neil Voskeritchian (1994-95)	0	0-0	95-96	22-34	161
14	Herchell Troutman (1994-97)	26	1-1	0-0	0-0	158
14	Charlie Davis (1971-73)	26	1-1	0-0	0-0	158
16	Ken Culbertson (1986-89)	0	0-0	85-87	23-41	154
17	Carroll Hardy (1951-54)	23	0-0	14-19	0-0	152
18	James Mayberry (1975-78)	25	0-0	0-0	0-0	150
19	Dave Haney (1968-70)	0	0-0	86-92	21-35	149
20	John Bayuk (1954-56)	24	0-0	0-0	0-0	144
21	Bob Stransky (1955-57)	21	0-0	12-22	0-0	138
21	Lamont Warren (1991-93)	23	0-0	0-0	0-0	138
21	Scotty McKnight (2007-10)	23	0-0	0-0	0-0	138
24	Jim Harper (1990-91)	0	0-0	71-74	22-35	137
25	Roger Williams (1950-52)	12	0-0	61-81	1-1	136
26	Rae Carruth (1992-96)	22	0-0	0-0	0-0	132
26	Cortlen Johnson (1998-2001)	22	0-0	0-0	0-0	132
28	Terry Kunz (1972-75)	21	0-0	0-0	0-0	126
28	Bobby Purify (2000-04)	21	0-0	0-0	0-0	126
28	Rodney Stewart (2008-11)	21	0-0	0-0	0-0	126
31	Derek McCoy (2000-03)	20	4-0	0-0	0-0	124
32	Fred Lima (1972-73)	0	0-0	59-62	21-45	122
33	Jim Kelleher (1973-76)	20	0-0	0-0	0-0	120
34	Michael Westbrook (1991-94)	19	1-0	0-0	0-0	116
35	Mitch Berger (1991-93)	0	0-1	54-56	19-32	111

KICK SCORING

Rk	Player (Seasons)	EP-EPA	FG-FGA	PTS
1	Mason Crosby (2003-06)	109-117	66-88	307
1	Jeremy Aldrich (1996-99)	87-95	48-64	231
3	Tom Field (1979-83)	82-86	36-55	190
4	Aric Goodman (2008-10)	93-96	25-47	168
5	Neil Voskeritchian (1994-95)	95-96	22-34	161
6	Ken Culbertson (1986-89)	85-87	23-41	154
7	Dave Haney (1968-70)	86-92	21-35	149
8	Jim Harper (1990-91)	71-74	22-35	137
9	Fred Lima (1972-73)	59-62	21-45	122
10	Mitch Berger (1991-93)	54-56	19-32	111

KICKOFF RETURNS

Rk	Player (Seasons)	No.	Yards	Avg.	TD
1	Ben Kelly (1997-99)	64	1,798	28.1	3
2	Terrence Wheatley (2003-07)	56	1,350	24.1	0
3	Josh Smith (2007-08)	50	1,276	25.5	1
4	M.J. Nelson (1986-89)	51	1,198	23.5	0
5	Walter Stanley (1980-81)	49	1,172	23.9	1
6	Bill Symons (1962-64)	43	1,051	24.4	1
7	Brian Lockridge (2007-11)	43	948	22.0	1
8	Roman Hollowell (1998-2001)	44	914	20.8	0
9	Stephone Robinson (2004-07)	49	867	17.7	0
10	Carroll Hardy (1951-54)	31	853	27.5	0

INTERCEPTIONS

Rk	Player (Seasons)	No.	Yards	Avg.	TD
1	John Stearns (1970-72)	16	339	21.2	0
2	Chris Hudson (1991-94)	15	204	13.6	2
3	Dick Anderson (1965-67)	14	151	10.8	0
3	Terrence Wheatley (2003-07)	14	154	11.0	2
5	Tim James (1987-90)	13	120	9.2	0
9	Four tied with	10
--	Anthony Perkins (2008-11)	3	9	3.0	0

TACKLES

Rk	Player (Position, Seasons)	UT	AT	—	TOT
1	Barry Remington (LB, 1982-86)	245	248	—	493
2	Matt Russell (LB, 1993-96)	282	164	—	446
3	Greg Biekert (LB, 1989-92)	280	161	—	441
4	Jordon Dizon (LB, 2004-07)	293	147	—	440
5	Ted Johnson (LB, 1991-94)	253	156	—	409
10	Michael Lewis (DB, 1998-2001)	225	111	—	336
16	Brian Cabral (LB, 1974-77)	120	177	—	297
20	Hannibal Navies (LB, 1995-98)	182	92	—	274
---	Anthony Perkins (DB, 2008-11)	93	65	—	158

QUARTERBACK SACKS

Rk	Player (Seasons)	No.	Yards
1	Alfred Williams (1987-90)	35	242
2	Ron Woolfork (1990-93)	33	241
3	Greg Jones (1992-96)	25	158
4	Laval Short (1976-79)	24½	192
5	Abraham Wright (2004-06)	21	151
6	Herb Orvis (1969-71)	20	182
6	Dan McMillen (1982-85)	20	135
8	Bill Brundige (1967-69)	19	151
8	Curt Koch (1984-87)	19	119
8	Leonard Renfro (1989-92)	19	97
---	Josh Hartigan (2008-11)	8	54

PASS DEFLECTIONS

Rk	Player (Seasons)	No.
1	Marcus Washington (1995-97)	42
2	Damen Wheeler (1996-99)	39
3	Ben Kelly (1997-99)	34
4	Donald Strickland (1999-2002)	33
4	Lorenzo Sims (2003-06)	33
10	Deon Figures (1988-92)	27
13	Victor Scott (1980-83)	24
13	Gerret Burl (2004-05)	24
13	Jalil Brown (2007-10)	24
16	Jimmy Smith (2007-10)	21
17	Pat Murphy (1968-70)	20
17	Michael Jones (1986-89)	20
17	Chris Hudson (1991-94)	20
17	Ryan Walters (2005-08)	20

SPECIAL TEAMS TACKLES

Rk	Player (Seasons)	UT	AT	—	Total
1	Ryan Sutter (1994-97)	32	32	—	64
2	Darren Fisk (1995-97)	25	23	—	48
3	Ryan Black (1994-97)	21	19	—	40
4	Paul Rose (1987-90)	14	25	—	39
5	Andy Peeke (1998-2001)	26	5	—	31
6	Hannibal Navies (1995-98)	15	13	—	28
7	Greg Lindsey (1990-93)	23	4	—	27
7	Arthur Jaffee (2008-11)	16	11	—	27
9	Rashidi Barnes (1996-99)	11	15	—	26
10	Ben Kelly (1997-99)	20	5	—	25
10	Brandon Southward (1995-98)	9	16	—	25
12	Greg Biekert (1989-92)	14	10	—	24
12	Dave Brown (1987-90)	18	6	—	24
12	John Minardi (1998-2001)	15	9	—	24
12	Jalil Brown (2007-10)	19	5	—	24
16	Terry Washington (2005-06)	18	4	—	22
---	Travis Sandersfeld (2008-11)	13	6	—	19

SPECIAL TEAMS POINTS

Rk	Player (Seasons)	Points
1	Ryan Sutter (1994-97)	123
2	Darren Fisk (1995-97)	86
3	Ryan Black (1994-97)	68
4	Travis Sandersfeld (2008-11)	70
5	Arthur Jaffee (2008-11)	67
6	Jalil Brown (2007-10)	65
7	Paul Rose (1987-90)	63
8	Andy Peeke (1998-2001)	56
9	Brandon Southward (1995-98)	54
10	Hannibal Navies (1995-98)	53

GAME 1**HAWAII 34, COLORADO 17****SEPTEMBER 3, 2011****(ALOHA STADIUM, HONOLULU)**

HONOLULU — Turns out, the big question of whether Colorado's rebuilt secondary could hold up to Hawai'i's passing game wasn't the biggest one for the Buffaloes.

Instead, as they prepared for Jon Embree's CU coaching debut, the Buffs should have been asking themselves this: Can UH quarterback Bryant Moniz beat us with his feet rather than his arm?

Moniz led the Warriors to a 34-17 win Saturday in Aloha Stadium and extending the Buffs' road losing streak to 18. Whereas last season Moniz threw for 330 yards and a touchdown with minus-5 yards on the ground, including sacks, this time he ran for 121 yards and 3 TDs and added 178 through the air and a fourth score.

A fumbled snap on the first play from scrimmage set an ugly tone for the first half, and the loss of left tackle David Bakhtiari on CU's seventh play of the game further disrupted the offense.

Trailing 17-0 at half, CU finally shook its offense awake and would pull to within seven early in the fourth quarter. But the Warriors, set on avenging last season's 31-13 loss in Boulder, put away their mainland visitors with a touchdown and a field goal in the game's final 6:17.

Tyler Hansen completed 16-of-30 for 223 yards and two scores, both impressive grabs by Paul Richardson; he was also intercepted once and sacked seven times for 44 yards in losses.

The Buffs were attempting a second-half rejuvenation like they fashioned last season in Boulder, when they trailed 10-0 at intermission. Colorado opened the half with a six-play, 73-yard drive that was highlighted by a Hansen-to-Rodney-Stewart run-and-catch on a screen for 52 yards to the Warriors' 15. On the very next play, Hansen hit Richardson for their first touchdown and after freshman Will Oliver's PAT — the first of his college career — the Buffs had pulled within 17-7.

UH promptly responded, returning the ensuing kickoff to the Buffs' 48-yard line. From there, Moniz needed 10 plays to score his third rushing TD of the game and pushed the Warriors ahead 24-7 with 5:53 left in the third quarter.

But two series later, the Buffs — primarily Hansen and Richardson with another assist from Stewart — made some more noise. After another successful Hansen-to-Stewart screen for 26 yards, Hansen and Richardson again teamed for a TD strike — this one covering 21 yards, and with Oliver's extra point, drawing CU to within 24-14 with 1:51 left in the third quarter.

On the first play of the Warriors' next possession, Chidera Uzo-Diribe blasted Moniz from the blind side, forcing a fumble that was recovered by Conrad Obi at the UH 34-yard line. CU moved to the 15 on a Hansen-to-Tyler McCulloch pass, but that's where the drive stalled and Oliver kicked a clutch 34-yard field goal on fourth down, pulling the Buffs within a touchdown at 24-17, only 9 seconds into the last quarter.

The Warriors pushed to the Buffs' 24, where on fourth-and-one Moniz sneaked over left guard for 2 yards and a monstrous first down. Two plays later the Buffs had what would prove to be their final shot when Travis Sandersfeld couldn't hold on to a potential interception in which he would've had a hefty lead in a sprint to tie the game at 24-24 going the other way. Instead, Moniz flipped an unlikely shovel pass to running back Joey Iosefa, who ran 22 yards for his first career TD and UH was up 31-17 with 6:17 left.

Now the Buffs needed something big but on fourth down, Hansen was intercepted by Art Laurel, giving the Warriors a first down at the Buffs' 11-yard line. Four plays later, Tyler Hadden kicked a 22-yard field goal, the game's final points to seal the 34-17 win for the Warriors.

COLORADO	0	0	14	3	—	17
Hawai'i	3	14	7	10	—	34

SCORING	Score	Time	Qtr
Hawai'i — Chun 38 FG	0-3	9:49	1Q
Hawai'i — Moniz 57 run (Chun kick)	0-10	10:39	2Q
Hawai'i — Moniz 14 run (Chun kick)	0-17	0:24	2Q
COLORADO — Richardson 15 pass from Hansen (Oliver kick)	7-17	12:02	3Q
Hawai'i — Moniz 1 run (Chun kick)	7-24	5:59	3Q
COLORADO — Richardson 21 pass from Hansen (Oliver kick)	14-24	1:51	3Q
COLORADO — Oliver 34 FG	17-24	14:51	4Q
Hawai'i — Iosefa 22 pass from Moniz (Chun kick)	17-31	6:17	4Q
Hawai'i — Hadden 22 FG	17-34	4:52	4Q

Attendance: 35,645 **Time:** 3:20

Weather: 86 degrees, partly cloudy skies, 20 mph winds from the northeast

TEAM STATISTICS	COLORADO	HAWAII
First Downs.....	15	19
Third Down Efficiency (Fourth).....	2-12 (0-2)	8-16 (1-1)
Rushes—Net Yards	28-17	32-165
Passing Yards	223	178
Passes (Att-Comp-Int).....	30-16-1	33-20-0
Total Offense	240	343
Return Yards	0	51
Punts: No-Average	7-44.9	5-42.6
Fumbles: No-Lost	3-0	1-1
Penalties/Yards	7/58	5/50
Quarterback Sacks—Yards	5-30	7-44
Time of Possession	29:01	30:59
Drives/Average Field Position	13/C32	13/H36
Red Zone: Scores-Attempts (Points).....	2-2 (10)	5-5 (27)

INDIVIDUAL STATISTICS

Rushing—Colorado: Stewart 18-52, Hansen 10-minus 35. **Hawai'i:** Moniz 14-121, Iosefa 14-31, Jackson 2-15, Team 2-minus 2.

Passing—Colorado: Hansen 30-16-1, 223, 2 td. **Hawai'i:** Moniz 33-20-0, 178, 1 td.

Receiving—Colorado: Stewart 4-98, Richardson 3-49, Deehan 3-29, McCulloch 2-25, Cefalo 2-15, Ahles 1-6, Thornton 1-1. **Hawai'i:** Ostrowski 8-63, Stutzman 5-43, Pollard 4-29, Sampson 2-21, Iosefa 1-22.

Punting—Colorado: O'Neill 7-44.9 (56 long, 4 In20). **Hawai'i:** Dunnachie 5-42.6 (52 long, 0 In20).

Punt Returns—Colorado: none. **Hawai'i:** Harding 3-19. **Kickoff Returns—Colorado:** Lockridge 3-31, Jaffee 2-21, Jones 1-16, Harrington 1-6. **Hawai'i:** Edwards 2-71.

Tackle Leaders—Colorado: Rippey 6, 1—7; Orms 4, 3—7; Polk 4, 3—7; Hartigan 5, 1—6; Sandersfeld 4, 2—6; Major 3, 3—6; Webb 3, 3—6; Pericak 1, 3—4; Obi 3, 0—3; Uzo-Diribe 3, 0—3; Mahnke 2, 1—3; Henderson 2, 0—2; Perkins 2, 0—2. **Hawai'i:** Hardy-Tuliau 6, 1—7; Falemalu 5, 1—6; Laurel 4, 1—5; Paredes 4, 1—5; Torres 3, 2—5; Daily-Lyles 4, 0—4.

Quarterback Sacks—Colorado: Uzo-Diribe 1½-10; Hartigan 1-8, Mahnke 1-5, Sandersfeld 1-3, Rippey ½-4. **Hawai'i:** Falemalu 2-14, Satele 1-8, Meatoga 1-7, Hanohano 1-5, Masch 1-5, Sellers 1-5.

Interceptions—Colorado: none. **Hawai'i:** Laurel 1-32. **Passes Broken Up—Colorado:** Obi, Orms, Sandersfeld. **Hawai'i:** Daily-Lyles, Hopkins, Torres.

GAME NOTES

CB Greg Henderson became just the seventh true freshmen in CU history to have started from scrimmage in the opening game of the season, and just the second cornerback to do so ... Since 1967, CU is **23-1** when scoring first in a season opener and **4-16-1** when the opponent scores first ... With 24 freshmen on the trip, several were scheduled to make their debuts; **11** did ... CU has now lost 18 straight road games (19 out-of-state), though this is only the second one that did not take place in the central/eastern time zones (other: at Cal in 2010) ... Longtime assistant coach **Brian Cabral** wore his trademark black and gold floral print lava lava ... **QB Tyler Hansen** had a string of 63 straight passes without an interception come to an end with a fourth quarter pick; he was sacked a career high seven times, the most since Texas A&M recorded eight against the Buffs in 2009 ... Hansen did become the 11th player to throw for 3,000 yards in a CU career, finishing the game with 3,045; he passed **Gale Weidner** (1959-61, 3,033) into 10th all-time on the overall list ... **WR Paul Richardson** had his third career two-TD reception game, tying him for the third most in school history ... In the last six season openers, the Buffaloes are perfect in scoring percentage inside-the-20, as they are **17-of-17** in the red zone (11 TDs, 6 FGs).

THE LAST TIME**INDIVIDUAL**

Kickoff Return For A Touchdown	Colorado: Brian Lockridge vs. Oklahoma State at Stillwater, Nov. 19, 2009 (98 yards). Opponent: Cyrus Gray, Texas A&M in Boulder, Nov. 7, 2009 (99 yards).
Punt Return For A Touchdown	Colorado: Stephone Robinson vs. Kansas in Boulder, Oct. 22, 2005 (81 yards). Opponent: Niles Paul, Nebraska in Boulder, Nov. 27, 2009 (59 yards).
Interception Return For A Touchdown	Colorado: Benjamin Burney vs. Missouri in Boulder, Oct. 31, 2009 (78 yards). Opponent: Mike Mohamed, California at Berkeley, Sept. 11, 2010 (41 yards).
Fumble Return/Recovery For A Touchdown	Colorado: Michael Sipili vs. Iowa State in Boulder, Nov. 13, 2010 (45 yards). Opponent: Tyler Patmon, Kansas at Lawrence, Nov. 6, 2010 (28 yards).
Blocked Punt Return For A Touchdown	Colorado: Lawrence Vickers vs. Washington State at Seattle, Sept. 11, 2004 (0 yards). Opponent: Ben Wells, Texas at Austin, Oct. 10, 2009 (3 yards).
Blocked Field Goal Return For A Touchdown	Colorado: Has not occurred. Opponent: Has not occurred.
Blocked Punt	Colorado: Doug Rippey vs. Toledo at Toledo, Sept. 11, 2009 (<i>two blocks</i>). Opponent: Javon Harris, Oklahoma at Norman, Oct. 30, 2010.
Blocked PAT Kick	Colorado: James Garee vs. Clemson in Orlando, Dec. 27, 2005 (<i>Champs Sports Bowl</i>). Opponent: Tysyn Hartman, Kansas State in Boulder, Nov. 20, 2010.
Blocked Field Goal	Colorado: Will Pericak vs. Colorado State in Denver, Sept. 4, 2010. Opponent: Terrel Resonno, Missouri at Columbia, Oct. 9, 2010 (kicker: Justin Cantor).
Offensive Lineman To Score A Touchdown	Colorado: Heath Irwin vs. Nebraska in Boulder, Oct. 28, 1995 (recovered fumble in end zone). Opponent: Has not occurred.
Defensive Two-Point Conversion	Colorado: Greg Biekert vs. Nebraska in Boulder, Nov. 2, 1991. Opponent: Has not occurred.
300 Yards Total Offense	Colorado: 309, Cody Hawkins vs. Kansas at Lawrence, Nov. 6, 2010 (<i>322 pass, -13 rush</i>). Opponent: 457, Landry Jones, Oklahoma at Norman, Oct. 30, 2010 (<i>453 pass, 4 rush</i>).
400 Yards Total Offense	Colorado: 424, Joel Klatt vs. Kansas in Boulder, Oct. 11, 2003. Opponent: 457, Landry Jones, Oklahoma at Norman, Oct. 30, 2010 (<i>453 pass, 4 rush</i>).
100 Yards Rushing	Colorado: 195, Rodney Stewart vs. Kansas State in Boulder, Nov. 20, 2010 (<i>34 carries</i>). Opponent: 121, Bryant Moniz, Hawai'i at Honolulu, Sept. 3, 2011 (<i>14 carries</i>).
200 Yards Rushing	Colorado: 211, Chris Brown vs. Missouri at Columbia, Nov. 9, 2002. Opponent: 220, Noel Devine, West Virginia at Morgantown, Oct. 1, 2009 (<i>20 carries</i>).
300 Yards Rushing	Colorado: 309, Chris Brown vs. Kansas at Lawrence, Oct. 12, 2002. Opponent: Has not occurred (record is 268).
Three Touchdowns Rushing	Colorado: 3, Rodney Stewart vs. Kansas at Lawrence, Nov. 6, 2010. Opponent: 3, Bryant Moniz, Hawai'i at Honolulu, Sept. 3, 2011.
Four Touchdowns Rushing	Colorado: 4, Lawrence Vickers vs. Missouri in Boulder, Nov. 5, 2005. Opponent: 4, James Sims, Kansas at Lawrence, Nov. 6, 2010.
Two 100-Yard Rushers	Colorado: Brian Lockridge (14-109) and Rodney Stewart (22-106) vs. Hawai'i in Boulder, Sept. 18, 2010. Opponent: Jay Finley (14-143) and Robert Griffin III (15-137), Baylor in Boulder, Oct. 16, 2010.
Three 100-Yard Rushers	Colorado: Jon Keyworth (18-124), Paul Arendt (23-116) and Ward Walsh (15-101), vs. Air Force at USAFA, Nov. 21, 1970. Opponent: David Overstreet (18-258), Darrell Shepard (3-151) and George Rhymes (9-110), Oklahoma in Boulder, Oct. 4, 1980.
300 Yards Passing	Colorado: 322, Cody Hawkins vs. Kansas at Lawrence, Nov. 6, 2010 Opponent: 453, Landry Jones, Oklahoma at Norman, Oct. 30, 2010.
400 Yards Passing	Colorado: 419, Joel Klatt vs. Kansas in Boulder, Oct. 11, 2003. Opponent: 453, Landry Jones, Oklahoma at Norman, Oct. 30, 2010.
Three Touchdowns Passing	Colorado: 3, Cody Hawkins vs. Kansas State in Boulder, Nov. 20, 2010. Opponent: 4, Landry Jones, Oklahoma at Norman, Oct. 30, 2010.
Four Touchdowns Passing	Colorado: 4, Cody Hawkins vs. Toledo at Toledo, Sept. 11, 2009. Opponent: 4, Landry Jones, Oklahoma at Norman, Oct. 30, 2010.
Five Touchdowns Passing	Colorado: 5, Koy Detmer vs. Iowa State in Boulder, Nov. 9, 1996. Opponent: 5, Chase Daniel, Missouri at Columbia, Oct. 25, 2008.
Three Interceptions Thrown	Colorado: 3, Tyler Hansen vs. California at Berkeley, Sept. 11, 2010. Opponent: 3, Pete Thomas, Colorado State in Denver, Sept. 4, 2010.
Four Interceptions Thrown	Colorado: 4, John Hessler vs. Michigan at Ann Arbor, Sept. 13, 1997. Opponent: 4, Graham Harrell, Texas Tech at Lubbock, Oct. 27, 2007.
10 Receptions	Colorado: 11, Paul Richardson vs. Kansas at Lawrence, Nov. 6, 2010. Opponent: 11, Collin Franklin, Iowa State in Boulder, Nov. 13, 2010.
100 Yards Receiving	Colorado: 121, Paul Richardson vs. Iowa State in Boulder, Nov. 13, 2010 (<i>5 receptions</i>). Opponent: 114, Aubrey Quarles, Kansas State in Boulder, Nov. 20, 2010 (<i>5 receptions</i>).
200 Yards Receiving	Colorado: 222, Rae Carruth vs. Missouri at Columbia, Nov. 2, 1996 (<i>7 receptions</i>). Opponent: 208, Ryan Broyles, Oklahoma at Norman, Oct. 30, 2010 (<i>9 receptions</i>).
Two Touchdowns Receiving	Colorado: 2, Paul Richardson vs. Hawai'i at Honolulu, Sept. 3, 2011. Opponent: 2, Brandon Kinnie & Kyler Reed, Nebraska at Lincoln, Nov. 26, 2010.
Three Touchdowns Receiving	Colorado: 3, Rae Carruth vs. Iowa State in Boulder, Nov. 9, 1996. Opponent: 3, Ryan Broyles, Oklahoma at Norman, Oct. 30, 2010.
Two 100-Yard Receivers	Colorado: Scotty McKnight (7-114) and Markques Simas (6-108) vs. Nebraska in Boulder, Nov. 27, 2009. Opponent: Dezmon Briscoe (8-154) and Kerry Meier (11-103), Kansas in Boulder, Oct. 17, 2009.
100-Yard Rusher & Receiver	Colorado: Rodney Stewart (36-123 rushing) & Paul Richardson (5-121 receiving) vs. Iowa State in Boulder, Nov. 6, 2010. Opponent: Daluane Collins (20-160)/Aaron Opelt (8-109) & Eric Page (3-138, receiving), Toledo at Toledo, Sept. 11, 2009.
100-Yard Rusher & Receiver (same player)	Colorado: Cortlen Johnson (27-172 rushing; 6-105 receiving), vs. Iowa State at Ames, Nov. 10, 2001. Opponent: Has not occurred.

The Last Time, continued...

Four Touchdowns In A Game	Colorado:	4, Lawrence Vickers vs. Missouri in Boulder, Nov. 5, 2005 (4 rush).
	Opponent:	4, James Sims, Kansas at Lawrence, Nov. 6, 2010 (4 rush).
Four Field Goals In A Game	Colorado:	5, Kevin Eberhart vs. Baylor at Waco, Oct. 6, 2007.
	Opponent:	4, Alex Henery, Nebraska in Lincoln, Nov. 28, 2008.
50-Yard Field Goal	Colorado:	54, Aric Goodman vs. Colorado State in Boulder, Sept. 6, 2009.
	Opponent:	50, Aaron Jones, Baylor in Boulder, Oct. 16, 2010.
Two Interceptions In A Game	Colorado:	3, Terrence Wheatley vs. Texas Tech at Lubbock, Oct. 27, 2007.
	Opponent:	2, Emmanuel Lamur, Kansas State at Manhattan, Oct. 24, 2009.
Three Interceptions In A Game	Colorado:	3, Terrence Wheatley vs. Texas Tech at Lubbock, Oct. 27, 2007.
	Opponent:	3, Steve Smith, Oregon at Tempe (Fiesta Bowl), Jan. 1, 2002.
Four Interceptions In A Game	Colorado:	Has not occurred.
	Opponent:	4, Frank Nelson, Utah at Salt Lake City, Nov. 2, 1946.
Three Quarterback Sacks In A Game	Colorado:	3 (for 20 yards), Josh Hartigan vs. Kansas State in Boulder, Nov. 20, 2010.
	Opponent:	3 (for 27 yards), Aldon Smith, Missouri in Boulder, Oct. 31, 2009.
Four Quarterback Sacks In A Game	Colorado:	4½ (for 46), Ron Woolfork vs. Iowa in Boulder, Sept. 26, 1992.
	Opponent:	4 (for 24), Kelly Quinn, Michigan State in Boulder, Sept. 8, 1984.

TEAM

Shut Out (Defensive)	Colorado:	Game: 24-0, vs. Wyoming in Boulder, Sept. 19, 2009. Through 3rd Qtr: 24-0, vs. Colorado State in Denver, Sept. 4, 2010. At Half: 17-0, vs. Colorado State in Denver, Sept. 4, 2010.
	Opponent:	Game: 0-17, by Hawai'i at Honolulu, Sept. 3, 2011. Through 3rd Qtr: 0-19, by Missouri at Columbia, Oct. 9, 2010. At Half: 0-10, by Missouri in Columbia, Oct. 9, 2010.
Safety	Colorado:	vs. Hawai'i in Boulder, Sept. 18, 2010 (Anthony Perkins tackled UH receiver in end zone).
	Opponent:	by Oklahoma at Norman, Oct. 30, 2010 (Javon Harris blocked punt out of end zone).
Held To No Offensive Touchdowns	Colorado:	by Missouri in Columbia, Oct. 9, 2010.
	Opponent:	vs. Colorado State in Denver, Sept. 4, 2010.
30 First Downs In A Game	Colorado:	31, vs. Kansas at Lawrence, Nov. 6, 2010.
	Opponent:	31, by Oklahoma at Norman, Oct. 30, 2010.
Held Under 10 First Downs	Colorado:	7, by Missouri in Boulder, Nov. 3, 2007.
	Opponent:	6, vs. Miami-Ohio in Boulder, Sept. 22, 2007.
500 Yards Total Offense In A Game	Colorado:	518, vs. Nebraska in Boulder, Nov. 23, 2007.
	Opponent:	635, by Oklahoma at Norman, Oct. 30, 2010.
600 Yards Total Offense In A Game	Colorado:	634, vs. Miami-Ohio in Boulder, Sept. 22, 2007.
	Opponent:	635, by Oklahoma at Norman, Oct. 30, 2010.
Held Under 200 Yards Total Offense In A Game	Colorado:	176, vs. Missouri in Boulder, Oct. 31, 2009 (-14 rush, 190 pass).
	Opponent:	139, by Miami-Ohio in Boulder, Sept. 22, 2007 (44 rush, 95 pass).
Held Under 100 Yards Total Offense In A Game	Colorado:	46, vs. Oklahoma at Kansas City, Dec. 4, 2004 (<i>Big 12 Championship</i>).
	Opponent:	74, by Baylor at Waco, Nov. 13, 1999.
300 Yards Rushing In A Game	Colorado:	359, vs. Miami-Ohio in Boulder, Sept. 22, 2007.
	Opponent:	309, by Baylor in Boulder, Oct. 16, 2010.
400 Yards Rushing In A Game	Colorado:	427, vs. Kansas at Lawrence, Oct. 12, 2002.
	Opponent:	419, by Nebraska in Boulder, Nov. 28, 1987.
500 Yards Rushing In A Game	Colorado:	502, vs. Missouri in Boulder, Nov. 11, 2000.
	Opponent:	516, by Missouri at Columbia, Oct. 6, 1984.
Held Under 100 Yards Rushing In A Game	Colorado:	17, vs. Hawai'i at Honolulu, Sept. 3, 2011 (<i>28 attempts</i>).
	Opponent:	- 6, by Iowa State in Boulder, Nov. 13, 2010 (<i>26 attempts</i>).
400 Yards Passing In A Game	Colorado:	401, vs. Texas A&M in Boulder, Oct. 8, 2005.
	Opponent:	488, by Oklahoma at Norman, Oct. 30, 2010.
500 Yards Passing In A Game	Colorado:	533, vs. NE Louisiana in Boulder, Sept. 16, 1995.
	Opponent:	523, by Fresno State at Honolulu, Dec. 25, 1993 (<i>Aloha Bowl</i> ; only time ever vs. Colorado)
Held Under 100 Yards Passing In A Game	Colorado:	85, vs. Texas at Austin, Oct. 10, 2009.
	Opponent:	73, by Nebraska in Boulder, Nov. 27, 2009.
Averaged Over Eight Yards Per Play	Colorado:	8.14, vs. North Texas in Boulder, Sept. 18, 2004 (72-586).
	Opponent:	8.76, by Baylor in Boulder, Oct. 16, 2010 (62-543).
Held Under Three Yards Per Play	Colorado:	2.93, vs. Missouri in Boulder, Oct. 31, 2009 (60-176).
	Opponent:	2.84, by Miami-Ohio in Boulder, Sept. 22, 2007 (49-139).
Four Interception Game	Colorado:	4, vs. Texas Tech at Lubbock, Oct. 27, 2007.
	Opponent:	4, by Colorado State in Denver, Sept. 4, 1999.
Five Interception Game	Colorado:	5, vs. Texas Tech at Lubbock, Nov. 1, 2003.
	Opponent:	5, by Oklahoma in Boulder, Oct. 17, 1992.
Forced Five Lost Opponent Fumbles	Colorado:	5, vs. Nebraska in Boulder, Nov. 26, 1999.
	Opponent:	5, by Oklahoma State at Stillwater, Nov. 8, 1980.
Forced Six Lost Opponent Fumbles	Colorado:	6, vs. Kansas State in Boulder, Oct. 22, 1983.
	Opponent:	6, by Nebraska at Lincoln, Oct. 25, 1975.
Forty-Minute Time of Possession Game	Colorado:	40:24, vs. Miami-Ohio in Boulder, Sept. 22, 2007.
	Opponent:	42:20, by Missouri in Boulder, Nov. 1, 1997.
Turnover-Free Game	Colorado:	vs. Kansas State in Boulder, Nov. 20, 2010.
	Opponent:	by Nebraska at Lincoln, Nov. 26, 2010.
Did Not Punt	Colorado:	vs. Iowa State in Boulder, Nov. 19, 1994.
	Opponent:	by Baylor in Boulder, Oct. 16, 2010 (previous was 27 years older: by Nebraska at Lincoln, Oct. 22, 1983).
Recovered Own Onside Kick	Colorado:	vs. Toledo at Toledo, Sept. 11, 2009 (Jeff Smart); 0-of-last 3.
	Opponent:	by Kansas at Lawrence, Nov. 6, 2010 (video shows CU's Cameron Ham actually recovered and KU offside); 1-of-last-1.

CAREER SINGLE GAME BESTS*(for those who have regularly appeared in games)***NATE BONSU, DT**

Total Tackles—5, vs. Nebraska, 11/27/09
 Solo Tackles—4, vs. Nebraska, 11/27/09
 QB Sacks—N/A
 Third Down Stops—1, at Texas, 10/10/09

KEENAN CANTY, WR

Receptions—N/A
 Receiving Yards—N/A
 Long Reception—N/A
 Receiving TDs—N/A

JUSTIN CASTOR, PK

Field Goals Attempted—1, at Missouri, 10/09/10
 Field Goals Made—N/A
 Long Field Goal—N/A
 PAT Attempts—N/A
 PAT Made—N/A

KYLE CEFALO, WR

Receptions—2, twice (last: at Hawai'i, 9/03/11)
 Receiving Yards—16, vs. Colorado State, 9/4/10
 Long Reception—11, at California, 9/11/10
 Receiving TDs—N/A

TONEY CLEMONS, WR

Receptions—8, vs. Texas Tech, 10/23/10
 Receiving Yards—98, vs. Texas Tech, 10/23/10
 Long Reception—73, vs. Hawai'i, 9/18/10 (TD)
 Receiving TDs—1, thrice (last: vs. Kansas State, 11/20/10)

CURTIS CUNNINGHAM, DT

Total Tackles—6, at West Virginia, 10/01/09
 Solo Tackles—4, vs. Iowa State, 11/13/10
 QB Sacks—1, thrice (last: vs. Iowa State, 11/13/10)
 Interceptions—1, vs. Florida State, 9/27/08
 Passes Broken Up—2, vs. Texas A&M, 11/07/09

RYAN DEEHAN, TE

Receptions—7, vs. Baylor, 10/16/10
 Receiving Yards—70, vs. Baylor, 10/16/10
 Long Reception—34, at Toledo, 9/11/09
 Receiving TDs—1, twice (last: vs. Iowa State, 11/13/10)

JASON ESPINOZA, WR

Receptions—8, at Toledo, 9/11/09
 Receiving Yards—109, at Toledo, 9/11/09
 Receiving TDs—1, at Toledo, 9/11/09
 Long Reception—27, at Toledo, 9/11/09
 Punt Return Yards—16, at Texas, 10/10/09

JOSH FORD, TB

Rushing Attempts—N/A
 Rushing Yards—N/A
 Long Run—N/A
 Rushing TDs—N/A

D.D. GOODSON, TB

Rushing Attempts—N/A
 Rushing Yards—N/A
 Long Run—N/A
 Rushing TDs—N/A

LOGAN GRAY, WR

Receptions—N/A
 Receiving Yards—N/A
 Long Reception—N/A
 Receiving TDs—N/A

ZACH GROSSNICKLE, P

Punts—9, at Oklahoma, 10/30/10
 Average (*min. 5 punts*)—42.3, at Oklahoma, 10/30/10
 Long Punt—52, at Oklahoma, 10/30/10
 50-Plus—1, twice (last: at Oklahoma, 10/30/10)
 Inside-the-20—2, thrice (last: at Oklahoma, 10/30/10)

TYLER HANSEN, QB

Pass Attempts—44, vs. Nebraska, 11/27/09
 Pass Completions—23, at Oklahoma State, 11/19/09
 Passing Yards—271, vs. Texas A&M, 11/07/09
 TD Passes—3, vs. Nebraska, 11/27/09
 Long Pass—73, vs. Hawai'i, 9/18/10
 Interceptions—3, twice (last: at California, 9/11/10)
 Rating—163.1, vs. Hawai'i, 9/18/10
 Rushing Attempts—20, vs. Texas A&M, 11/07/09
 Rushing Yards—86, twice (last: at Texas A&M, 11/01/08)
 Long Rush—39, vs. Georgia, 10/02/10

JOSH HARTIGAN, OLB

Total Tackles—6, at Hawai'i, 9/03/11
 Solo Tackles—5, twice (last: at Hawai'i, 9/03/11)
 Third Down Stops—3, vs. Georgia, 10/02/10
 Quarterback Sacks—3, vs. Kansas State, 11/20/10
 Interceptions—1, at Missouri, 10/09/10
 QB Hurries—1, on two occasions

GREG HENDERSON, CB

Total Tackles—2, at Hawai'i, 9/03/11
 Solo Tackles—2, at Hawai'i, 9/03/11
 Pass Deflections—N/A
 Interceptions—N/A

NICK HIRSCHMAN, QB

Pass Attempts—N/A
 Pass Completions—N/A
 Passing Yards—N/A
 Long Pass—N/A
 TD Passes—N/A
 Interceptions—N/A
 Rating—N/A
 Rushing Attempts—N/A
 Rushing Yards—N/A
 Long Rush—N/A

TONY JONES, TB

Rushing Attempts—N/A
 Rushing Yards—N/A
 Long Run—N/A
 Rushing TDs—N/A

BRIAN LOCKRIDGE, TB

Rushing Attempts—16, vs. Georgia, 10/02/10
 Rushing Yards—109, vs. Hawai'i, 9/18/10
 Long Run—47, at Iowa State, 11/10/07
 Rushing TDs—1, twice (last: vs. Colorado State, 9/06/09)

NICK KASA, DL

Total Tackles—4, at Oklahoma, 10/30/10
 Solo Tackles—3, at Oklahoma, 10/30/10
 QB Sacks—1, vs. Iowa State 11/13/10
 Third Down Stops—1, vs. Iowa State 11/13/10
 Interceptions—N/A

JON MAJOR, ILB

Total Tackles—13, at Missouri, 10/09/10
 Solo Tackles—9, at Missouri, 10/09/10
 Third Down Stops—2, vs. Colorado State, 9/4/10
 Interceptions—N/A
 Pass Deflections—1, at Cal, 9/11/10; vs. Hawai'i, 9/18/10

PATRICK MAHNKE, ILB

Total Tackles—9, at Nebraska, 11/28/08
 Solo Tackles—4, at Nebraska, 11/28/08
 QB Sacks—1, thrice (last: at Hawai'i, 9/03/11)
 Third Down Stops—1, 5 times (last: vs. K-State, 11/20/10)
 Interceptions—N/A
 Pass Deflections—2, twice (last: vs. Iowa State, 11/13/10)

TYLER McCULLOCH, WR

Receptions—2, at Hawai'i, 9/03/11
 Receiving Yards—25, at Hawai'i, 9/03/11
 Long Reception—19, at Hawai'i, 9/03/11
 Receiving TDs—N/A

LILLOA NOBRIGA, OLB

Total Tackles—11, at Kansas, 11/06/10
 Solo Tackles—8, at Kansas, 11/06/10
 QB Sacks—N/A
 Tackles For Zero—3, at Nebraska, 11/26/10
 Third Down Stops—1, at Kansas, 11/06/10

DARRAGH O'NEILL, P

Punts—7, at Hawai'i, 9/03/11
 Average (*min. 5 punts*)—44.9, at Hawai'i, 9/03/11
 Long Punt—56, at Hawai'i, 9/03/11
 50-Plus—2, at Hawai'i, 9/03/11
 Inside-the-20—4, at Hawai'i, 9/03/11

CONRAD OBI, DT

Total Tackles—3, at Hawai'i, 9/03/11
 Solo Tackles—3, at Hawai'i, 9/03/11
 QB Sacks—N/A
 Tackles For Zero—1, at Hawai'i, 9/03/11
 Passes Broken Up—1, at Hawai'i, 9/03/11

WILL OLIVER, PK

Field Goals Attempted—1, at Hawai'i, 9/03/11
 Field Goals Made—1, at Hawai'i, 9/03/11
 Long Field Goal—34, at Hawai'i, 9/03/11
 PAT Attempts—2, at Hawai'i, 9/03/11
 PAT Made—2, at Hawai'i, 9/03/11

PARKER ORMS, S

Total Tackles—7, at Hawai'i, 9/03/11
 Solo Tackles—4, at Hawai'i, 9/03/11
 Third Down Stops—2, at Hawai'i, 9/03/11
 Interceptions—N/A
 QB Hurries—1, vs. Colorado State in Denver, 9/04/11.

WILL PERICAK, DT

Total Tackles—8, at Iowa State, 11/14/09
 Solo Tackles—6, at California, 9/11/10
 QB Sacks—1, five times (last: vs. Kansas State, 11/20/10)
 Third Down Stops—3, at California, 9/11/10

ANTHONY PERKINS, S

Total Tackles—14, at Iowa State, 11/14/09
 Solo Tackles—10, at Iowa State, 11/14/09
 Third Down Stops—3, vs. Missouri, 10/31/09
 Interceptions—1, thrice (last: vs. Colorado State, 9/04/10)
 Pass Deflections—1, five times (last: at Missouri 10/09/10)

RAY POLK, FS

Total Tackles—15, at Kansas State, 10/24/09
 Solo Tackles—9, at Kansas State, 10/24/09
 Pass Deflections—1, at Kansas, 11/06/10
 Interceptions—N/A

PAUL RICHARDSON, WR

Receptions—11, at Kansas, 11/06/10
 Receiving Yards—141, at Kansas, 11/06/10
 Long Reception—62, at Kansas, 11/06/10 (TD)
 Receiving TDs—2, thrice (last: at Hawai'i, 9/03/11)

DOUGLAS RIPPY, ILB

Total Tackles—7, at Hawai'i, 9/03/11
 Solo Tackles—6, at Hawai'i, 9/03/11
 QB Sacks—1, vs. Wyoming, 9/19/09

TRAVIS SANDERSFELD, CB

Total Tackles—9, vs. Iowa State, 11/13/10
 Solo Tackles—8, vs. Iowa State, 11/13/10
 Pass Deflections—1, at Hawai'i, 9/03/11
 Interceptions—1, twice (last: at Kansas, 11/06/10)

TERREL SMITH, DB

Total Tackles—17, at Nebraska, 11/26/10
 Solo Tackles—11, at Nebraska, 11/26/10
 Interceptions—1, at Kansas, 11/06/10
 Pass Deflections—1, at Nebraska, 11/26/10

NELSON SPRUCE, WR

Receptions—N/A
 Receiving Yards—N/A
 Long Reception—N/A
 Receiving TDs—N/A

RODNEY STEWART, TB

Rushing Attempts—36, vs. Iowa State, 11/13/10
 Rushing Yards—195, vs. Kansas State, 11/20/10
 Long Run—65, vs. Georgia, 10/02/10
 Rushing TDs—3, at Kansas, 11/06/10
 Receptions—6, at Missouri, 10/09/10
 Receiving Yards—98, at Hawai'i, 9/03/11
 Long Reception—52, at Hawai'i, 9/03/11
 Receiving TDs—N/A

DaVAUGHN THORTON, TE

Receptions—1, at Kansas, 11/06/10; at Hawai'i, 9/03/11
 Receiving Yards—12, at Kansas, 11/06/10
 Long Reception—12, at Kansas, 11/06/10 (TD)
 Receiving TDs—1, at Kansas, 11/06/10

CHIDERA UZO-DIRIBE, DE

Total Tackles—3, at Hawai'i, 9/03/11
 Solo Tackles—3, at Hawai'i, 9/03/11
 Third Down Stops—1, twice (last: at Nebraska, 11/26/10)
 QB Sacks—1½, at Hawai'i, 9/03/11

DERRICK WEBB, ILB

Total Tackles—6, twice (last: at Hawai'i, 9/03/11)
 Solo Tackles—5, at Oklahoma, 10/30/10
 Third Down Stops—1, thrice (last: at Kansas, 11/06/10)
 QB Sacks—½, vs. Texas Tech, 10/23/10)

DEPTH CHART

A note about CU's depth: in-season, depth charts reflect change and generally do not announce it unless there are long-term injuries; also, depending on the formation to start the game, there could be a second tight end or third receiver in the game in lieu of a fullback:

OFFENSE

(Pro Style)

WIDE RECEIVER (X)

- 17 Toney Clemons, 6-2, 210, Sr.-5* **AND**
 87 Tyler McCulloch, 6-5, 205, Fr.
 22 Nelson Spruce, 6-2, 200, Fr.
 15 Jason Espinoza, 5-8, 180, Sr.-5***
 82 Jarrod Darden, 6-5, 215, Soph.

WIDE RECEIVER (Z)

- 6 Paul Richardson, 6-1, 175, Soph.*
 35 Kyle Cefalo, 5-10, 170, Sr.-5*
 2 Logan Gray, 6-2, 190, Sr.-5
 4 Keenan Canty, 5-9, 155, Fr.-RS

LEFT TACKLE

- 59 David Bakhtiari, 6-4, 295, Soph.*
 53 Ryan Dannewitz, 6-6, 295, Jr.**
 71 Alexander Lewis, 6-6, 270, Fr.

LEFT GUARD

- 63 Ethan Adkins, 6-4, 290, Sr.-5**
 50 Paulay Asiata, 6-5, 295, Fr.
 66 Blake Behrens, 6-3, 300, Sr.-5**

CENTER

- 52 Daniel Munyer, 6-2, 290, Fr.-RS **AND**
 76 Gus Handler, 6-3, 290, Soph.
 54 Kaiwi Crabb, 6-3, 300, Fr.-RS

RIGHT GUARD

- 73 Ryan Miller, 6-8, 295, Sr.-5****
 79 Sione Tau, 6-5, 335, Sr.-5
 54 Kaiwi Crabb, 6-3, 300, Fr.-RS

RIGHT TACKLE

- 75 Jack Harris, 6-5, 295, Soph.
 53 Ryan Dannewitz, 6-6, 295, Jr.**
 79 Sione Tau, 6-5, 335, Sr.-5

TIGHT END

- 34 Ryan Deehan, 6-5, 245, Sr.**
 43 Matthew Bahr, 6-4, 260, Sr.-5***
 85 DaVaughn Thornton, 6-4, 225, Soph.*
 88 Kyle Slavin, 6-4, 235, Fr.-RS
 99 Scott Fernandez, 6-3, 250, Soph.*

QUARTERBACK

- 9 Tyler Hansen, 6-1, 215, Sr.**
 8 Nick Hirschman, 6-3, 230, Fr.-RS
 14 John Schrock, 6-4, 215, Fr.

TAILBACK

- 5 Rodney Stewart, 5-6, 175, Sr.**
 26 Tony Jones, 5-7, 175, Fr.-RS
 29 Josh Ford, 5-9, 195, Soph.
 20 Brian Lockridge, 5-7, 180, Sr.-5***
 21 D.D. Goodson, 5-7, 165, Fr.

FULLBACK

- 49 Evan Harrington, 5-11, 230, Sr.*
 47 Tyler Ahles, 6-2, 235, Sr.-5***

DEFENSE

(3-4 Base)

LEFT DEFENSIVE END

- 83 Will Pericak, 6-4, 285, Jr.**
 50 Curtis Cunningham, 6-1, 285, Sr.**
 91 Kirk Poston, 6-1, 255, Fr.-RS

NOSE TACKLE

- 93 Conrad Obi, 6-3, 290, Sr.-5***
 94 Nate Bonsu, 6-1, 285, Soph.*
 70 Eric Richter, 6-3, 315, Jr.

RIGHT DEFENSIVE END

- 9 Chidera Uzo-Diribe, 6-3, 240, Soph.*
 95 Tony Poremba, 6-1, 230, Sr.-5*
 44 Nick Kasa, 6-6, 270, Jr.**
 90 Stephane Nembot, 6-8, 280, Fr.

JACK (OUTSIDE) LINEBACKER

- 17 Josh Hartigan, 6-1, 230, Sr.-5***
 55 David Goldberg, 6-1, 245, Sr.-5**
 2 Juda Parker, 6-3, 250, Fr.

MIKE (INSIDE) LINEBACKER

- 3 Douglas Rippy, 6-3, 230, Jr.**
 54 Brady Daigh, 6-2, 235, Fr.

WILL (INSIDE) LINEBACKER

- 5 Derrick Webb, 6-0, 220, Soph.*
 12 Patrick Mahnke, 6-1, 210, Sr.**
 45 Lowell Williams, 6-1, 200, Fr.-RS

SAM (OUTSIDE) LINEBACKER

- 31 Jon Major, 6-2, 230, Jr.**
 48 Liloa Nobriga, 6-2, 240, Soph.*
 42 K.T. Tu'umalo, 6-2, 195, Fr.

LEFT CORNERBACK

- 19 Travis Sandersfeld, 6-0, 205, Sr.-5***
 25 Ayodeji Olatoye, 6-1, 190, Soph.*
 32 Paul Vigo, 6-1, 185, Soph.*

FREE SAFETY

- 26 Ray Polk, 6-1, 205, Jr.**
 41 Terrel Smith, 5-8, 180, Soph.*
 28 Will Harlos, 6-3, 185, Fr.

STRONG SAFETY

- 7 Anthony Perkins, 5-10, 200, Sr.-5***
 4 Kyle Washington, 6-1, 200, Fr.
 22 Arthur Jaffee, 5-11, 215, Sr.**

RIGHT CORNERBACK

- 20 Greg Henderson, 5-11, 185, Fr.
 13 Parker Orms, 5-11, 190, Soph.* **(N)**
 39 Josh Moten, 6-0, 195, Fr.-RS
 18 Jonathan Hawkins, 5-11, 195, Sr.-5***

(N—denotes nickel back)

SPECIALISTS**PUNTER**

- 8 Darragh O'Neill, 6-2, 180, Fr. **(R&L)**
 15 Zach Grossnickle, 6-2, 190, Soph.*
 8 Mark Brundage, 6-1, 180, Sr.-5

PLACEKICKER / KICKOFF

- 91 Will Oliver, 5-10, 195, Fr.*
 40 Justin Castor, 6-4, 200, Soph.* **(KO #1)**

PUNT RETURN

- 6 Paul Richardson, 6-1, 165, Soph.*
 5 Rodney Stewart, 5-6, 175, Sr.**
 4 Keenan Canty, 5-9, 155, Fr.-RS

KICKOFF RETURN

- 22 Arthur Jaffee, 5-11, 215, Sr.**
 20 Brian Lockridge, 5-7, 180, Sr.-5***
 26 Tony Jones, 5-7, 175, Fr.-RS
 4 Keenan Canty, 5-9, 155, Fr.-RS

HOLDER

- 14 Justin Gorman, 6-0, 195, Fr.-RS
 35 Kyle Cefalo, 5-10, 170, Sr.-5*

SHORT SNAPPER

- 69 Ryan Iverson, 6-0, 215, Soph.*
 85 DaVaughn Thornton, 6-4, 225, Soph.*

LONG SNAPPER

- 69 Ryan Iverson, 6-0, 215, Soph.*
 85 DaVaughn Thornton, 6-4, 225, Soph.*

OUT FOR EXTENDED TIME

- *-- 21 Jered Bell, 6-0, 190, Soph.* (*knee*)
 68 Shawn Daniels, 6-3, 275, Sr.-5* (*calf*)
 *—denotes out for season.

(L)—throws or kicks left-handed/footed.
(R&L)—kicks both right- and left-footed.

Seniors (28): Listing with a (-5) indicates fifth-year senior (22); the others (6) are fourth-year seniors.

AND—indicates those listed both play & rotate (basically co-first/second/third team status);

OR—indicates first- or second-team status at that spot up for grabs.

ITALICS—Players listed in *italics* ended spring on the injured list and were placed in their probable spot prior to the spring game and post-spring evaluations.

*—denotes number of letters earned through 2010; *Injured players listed in italics (status questionable or doubtful—not out for an extended time; probables listed as normal).*

CAPTAINS:

- 9 Tyler Hansen, QB 31 Jon Major, OLB
 73 Ryan Miller, OG 7 Anthony Perkins, SS

COLORADO FOOTBALL / ALPHABETICAL ROSTER

The Colorado alphabetical roster as of September 6:

No.	Player	Pos.	Ht.	Wt.	Class	Exp.	Hometown (High School/Previous College)	Status
63	ADKINS, Ethan	OL	6- 4	290	Sr.	2L	Castle Rock, Colo. (Douglas County)	S 1/1
47	AHLES, Tyler	FB	6- 2	235	Sr.	3L	San Bernardino, Calif. (Cajon)	S 1/1
33	ALLEN, Cordary	TE	6- 1	235	Fr.	RS	Phenix City, Ala. (Central)	S 4/4
50	ASIATA, Paulay	OL	6- 5	295	Fr.	HS	Honolulu, Hawai'i (St. Louis)	S 5/4
43	BAHR, Matthew	TE	6- 4	260	Sr.	3L	Dove Canyon, Calif. (Mission Viejo)	S 1/1
59	BAKHTIARI, David	OL	6- 4	295	So.	1L	Burlingame, Calif. (Junipero Serra)	S 3/3
66	BEHRENS, Blake	OL	6- 3	300	Sr.	2L	Phoenix, Ariz. (Brophy Prep)	S 1/1
94	BONSU, Nate	DT	6- 1	285	So.	1L	Allen, Texas (Allen)	S 3/3
40	BRISCO, Brandon	DB	5-11	170	Fr.	HS	Oakland, Calif. (Bishop O'Dowd)	WO 5/4
8	BRUNDAGE, Mark	P	6- 1	180	Sr.	TR	Centennial, Colo. (Cherokee Trail/Rice)	WO 1/1
10	BURNETTE, Brent	QB	6- 3	215	Jr.	JC	Maryville, Tenn. (Maryville/Arizona Western)	S 2/2
4	CANTY, Keenan	WR	5- 9	155	Fr.	RS	New Orleans, La. (Edna Karr)	S 4/4
40	CASTOR, Justin	PK	6- 4	200	So.	1L	Golden, Colo. (Arvada West)	S 4/3
35	CEFALO, Kyle	WR	5-10	170	Sr.	1L	Boise, Idaho (Bishop Kelly/Oregon State/Wenatchee CC)	S 1/1
60	CLARK, David	OL	6- 4	315	Sr.	2L	Aspen, Colo. (Aspen)	WO 1/1
30	CLARK, Jermaine	DB	6- 2	195	Fr.	HS	Winston-Salem, N.C. (Oak Ridge Military Academy)	S 5/4
17	CLEMONS, Toney	WR	6- 2	210	Sr.	1L	New Kensington, Pa. (Valley/Michigan)	S 1/1
64	COTNER, Brad	C	6- 4	290	Fr.	TR	Thousand Oaks, Calif. (Westlake/Ventura CC)	S 4/4
54	CRABB, Kaiwi	OL	6- 3	300	Fr.	RS	Honolulu, Hawai'i (Punahou)	S 4/4
44	CREER, Malcolm	RB	5-11	205	Fr.	HS	Los Angeles, Calif. (Palisades)	S 5/4
50	CUNNINGHAM, Curtis	DT	6- 1	285	Sr.	3L	Littleton, Colo. (Columbine)	S 2/1
54	DAIGH, Brady	LB	6- 2	235	Fr.	HS	Littleton, Colo. (Mullen)	S 5/4
68	DANIELS, Shawn	OL	6- 3	275	Sr.	1L	Evergreen, Colo. (Denver Mullen)	S 1/1
53	DANNEWITZ, Ryan	OL	6- 6	295	Jr.	2L	San Jacinto, Calif. (San Jacinto)	S 2/2
82	DARDEN, Jarrod	WR	6- 5	215	So.	VR	Keller, Texas (Central)	S 3/3
34	DEEHAN, Ryan	TE	6- 5	245	Sr.	3L	Poway, Calif. (Poway)	S 2/1
12	DORMAN, Stevie Joe	QB	6- 3	210	Fr.	HS	Somerset, Texas (Somerset)	S 5/4
89	EBNER, Drew	WR	5-11	200	Fr.	HS	Arvada, Colo. (Pomona)	WO 4/4
83	EBNER, Dustin	WR	6- 1	180	Jr.	1L	Arvada, Colo. (Pomona)	WO 2/2
15	ESPINOZA, Jason	WR	5- 8	180	Sr.	3L	Alamosa, Colo. (Alamosa)	S 1/1
27	EWING, Vince	DB	6- 0	205	Jr.	1L	Carlsbad, Calif. (Carlsbad)	S 2/2
99	FERNANDEZ, Scott	TE	6- 3	250	So.	1L	Broomfield, Colo. (Legacy)	WO 3/3
29	FORD, Josh	TB	5- 9	195	So.	TR	Denver, Colo. (Mullen/Barton Community College)	WO 3/3
23	FROISTAD, Blake	WR	6- 0	180	Fr.	HS	Highlands Ranch, Colo. (Valor Christian)	WO 5/4
55	GOLDBERG, David	OLB	6- 1	245	Sr.	2L	Aspen, Colo. (Aspen/Penn State)	S 1/1
21	GOODSON, D.D.	TB	5- 7	165	Fr.	HS	Rosenberg, Texas (Lamar Consolidated)	S 5/4
14	GORMAN, Justin	DB	6- 0	195	Fr.	RS	Manheim, Pa. (Manheim Central)	WO 4/4
2	GRAY, Logan	WR	6- 2	190	Sr.	TR	Columbia, Mo. (Rock Bridge/Georgia)	S 1/1
37	GREER III, Woodson	OLB	6- 3	235	Fr.	HS	Carson, Calif. (Junipero Serra)	S 5/4
15	GROSSNICKLE, Zach	P	6- 2	190	So.	1L	Denver, Colo. (East)	S 3/3
76	HANDLER, Gus	OL	6- 3	290	So.	VR	Barrington, Ill. (Barrington)	S 3/3
9	HANSEN, Tyler	QB	6- 1	215	Sr.	3L	Murrieta, Calif. (Chaparral)	S 2/1
28	HARLOS, Will	DB	6- 3	185	Fr.	HS	Somerset, Texas (Somerset)	S 5/4
49	HARRINGTON, Evan	FB	5-11	230	Sr.	1L	Washington, D.C. (Bowie, Md./College of the Canyons)	S 2/1
23	HARRINGTON, Sherrard	DB	6- 1	175	Fr.	HS	Washington, D.C. (Howard D. Woodson)	S 5/4
75	HARRIS, Jack	OL	6- 5	295	So.	VR	Parker, Colo. (Chaparral)	S 3/3
17	HARTIGAN, Josh	OLB	6- 1	230	Sr.	3L	Fort Lauderdale, Fla. (Northeast)	S 1/1
18	HAWKINS, Jonathan	DB	5-11	195	Sr.	3L	Perris, Calif. (Rancho Verde)	S 1/1
20	HENDERSON, Greg	DB	5-11	185	Fr.	HS	Corona, Calif. (Norco)	S 5/4
8	HIRSCHMAN, Nick	QB	6- 3	230	Fr.	RS	Los Gatos, Calif. (Los Gatos)	S 4/4
69	IVERSON, Ryan	SN	6- 0	215	So.	1L	Newport Beach, Calif. (Newport Harbor)	S 4/3
22	JAFFEE, Arthur	DB	5-11	215	Sr.	2L	Boulder, Colo. (Fairview)	S 1/1
57	JONES, Clayton	SN	6- 1	215	Fr.	HS	Palo Alto, Calif. (St. Francis)	WO 5/4
26	JONES, Tony	TB	5- 7	175	Fr.	RS	Paterson, N.J. (Don Bosco Prep)	S 4/4
44	KASA, Nick	DE	6- 6	270	Jr.	2L	Thornton, Colo. (Legacy)	S 3/2
97	KOCH, Kyle	DL	6- 6	250	Fr.	HS	Englewood, Colo. (Cherry Creek)	WO 5/4
65	LaMAR, Keegan	SN	6- 1	265	Fr.	HS	Boulder, Colo. (Fairview)	WO 5/4
71	LEWIS, Alexander	OL	6- 6	270	Fr.	HS	Tempe, Ariz. (Mountain Pointe)	S 5/4
20	LOCKRIDGE, Brian	TB	5- 7	180	Sr.	3L	Trabuco Canyon, Calif. (Mission Viejo)	S 1/1
12	MAHNKE, Patrick	ILB	6- 1	210	Sr.	3L	Parker, Colo. (Mountain Vista)	S 2/1
31	MAJOR, Jon	OLB	6- 2	230	Jr.	2L	Parker, Colo. (Ponderosa)	S 2/2
36	MARQUEZ, Jordan	DB	6- 1	185	Fr.	RS	Arvada, Colo. (Arvada West)	WO 4/4
87	McCULLOCH, Tyler	WR	6- 5	205	Fr.	HS	Albuquerque, N.M. (Eldorado)	S 5/4
73	MILLER, Ryan	OL	6- 8	295	Sr.	4L	Littleton, Colo. (Columbine)	S 1/1

—continued—

Colorado Alphabetical Roster, continued...

No.	Player	Pos.	Ht.	Wt.	Class	Exp.	Hometown (High School/Previous College)	Status
39	MOTEN, Josh	DB	6- 0	195	Fr.	RS	Carson, Calif. (Narbonne)	S 4/4
52	MUNYER, Daniel	OL	6- 2	290	Fr.	RS	Tarzana, Calif. (Notre Dame)	S 4/4
72	MUSTOE, Marc	OL	6- 7	275	Fr.	HS	Broomfield, Colo. (Arvada West)	S 5/4
90	NEMBOT, Stephane	DE	6- 8	280	Fr.	HS	Van Nuys, Calif. (Montclair Prep)	S 5/4
58	NICHOLS, Andre	DE	6- 4	215	Fr.	HS	Colorado Springs, Colo. (Rampart)	WO 4/4
48	NOBRIGA, Liloa	OLB	6- 2	240	So.	1L	Summerlin, Nev. (Palo Verde)	S 3/3
8	O'NEILL, Darragh	P	6- 2	180	Fr.	HS	Louisville, Colo. (Boulder Fairview)	WO 4/4
93	OBI, Conrad	DT	6- 3	290	Sr.	3L	Grayson, Ga. (Grayson)	S 1/1
25	OLATOYE, Ayodeji	DB	6- 1	190	So.	1L	Dublin, Ohio (Dublin Scioto)	S 3/3
91	OLIVER, Will	PK	5-10	195	Fr.	HS	Los Angeles, Calif. (Harvard-Westlake)	S 5/4
13	ORMS, Parker	DB	5-11	190	So.	1L	Wheat Ridge, Colo. (Wheat Ridge)	S 3/3
27	PAPILLION, Tommy	WR	6- 4	210	So.	TR	Englewood, Colo. (Cherry Creek/Arizona)	WO 3/3
2	PARKER, Juda	OLB	6- 3	250	Fr.	HS	Aiea, Hawai'i (St. Louis)	S 5/4
83	PERICAK, Will	DT	6- 4	285	Jr.	2L	Boulder, Colo. (Boulder)	S 2/2
7	PERKINS, Anthony	DB	5-10	200	Sr.	3L	Northglenn, Colo. (Northglenn)	S 1/1
38	PLIMPTON, Nick	FB	5-11	220	Fr.	HS	Phoenix, Ariz. (Chaparral)	WO 5/4
26	POLK, Ray	DB	6- 1	205	Jr.	2L	Scottsdale, Ariz. (Brophy Prep)	S 2/2
95	POREMB, Tony	DE	6- 1	230	Sr.	1L	Greenwood Village, Colo. (Cherry Creek)	S 1/1
91	POSTON, Kirk	DL	6- 1	255	Fr.	RS	Houston, Texas (St. Pius X)	S 4/4
16	PUGH, Makiri	WR	5-11	190	Jr.	TR	Charlotte, N.C. (Independence/Georgia)	S 2/2
6	RICHARDSON, Paul	WR	6- 1	175	So.	1L	Gardena, Calif. (Serra)	S 4/3
70	RICHTER, Eric	DL	6- 3	315	Jr.	VR	Mission Viejo, Calif. (Capistrano Valley/Saddleback College)	S 2/2
3	RIPPY, Douglas	ILB	6- 3	230	Jr.	2L	Columbus, Ohio (Trotwood-Madison)	S 2/2
19	SANDERSFELD, Travis	DB	6- 0	205	Sr.	3L	Limon, Colo. (Limon)	S 1/1
14	SCHROCK, John	QB	6- 4	215	Fr.	HS	Kansas City, Kan. (Shawnee Mission East)	WO 5/4
34	SHAW, Hunter	OLB	6- 3	200	Fr.	HS	Atherton, Calif. (Sacred Heart Prep)	WO 5/4
88	SLAVIN, Kyle	TE	6- 4	235	Fr.	RS	Littleton, Colo. (Chatfield)	S 4/4
41	SMITH, Terrel	DB	5- 8	180	So.	1L	Paterson, N.J. (Passaic County Tech)	S 4/3
22	SPRUCE, Nelson	WR	6- 2	200	Fr.	HS	Westlake Village, Calif. (Westlake)	S 5/4
5	STEWART, Rodney	TB	5- 6	175	Sr.	3L	Westerville, Ohio (Brookhaven)	S 2/1
79	TAU, Sione	OL	6- 5	335	Sr.	VR	Honolulu, Hawai'i (Damien Memorial)	S 1/1
38	THOMPSON, River	DB	5- 9	160	Fr.	HS	Denver, Colo. (East)	WO 5/4
85	THORNTON, DaVaughn	TE	6- 4	225	So.	1L	Denver, Colo. (East)	S 3/3
42	TU'UMALO, K.T.	ILB	6- 2	195	Fr.	HS	Honolulu, Hawai'i (Punahou)	S 5/4
86	TURBOW, Alex	WR	6- 1	200	So.	VR	San Luis Obispo, Calif. (San Luis Obispo)	WO 3/3
51	TUSO, John	DE	6- 4	265	Fr.	HS	Englewood, Colo. (Cherry Creek)	WO 5/4
9	UZO-DIRIBE, Chidera	DE	6- 3	240	So.	1L	Corona, Calif. (Corona)	S 4/3
32	VIGO, Paul	DB	6- 1	185	So.	1L	New Brunswick, N.J. (New Brunswick)	S 3/3
81	VINCENT, Austin	WR	6- 2	185	Fr.	HS	DeSoto, Texas (DeSoto)	S 5/4
92	WALKER, Casey	LB	6- 4	220	Fr.	HS	Grand Junction, Colo. (Grand Junction)	WO 5/4
4	WASHINGTON, Kyle	DB	6- 1	200	Fr.	HS	Pasadena, Calif. (Florence (Ariz.) HS)	S 5/4
5	WEBB, Derrick	ILB	6- 0	220	So.	1L	Memphis, Tenn. (Whitehaven)	S 3/3
45	WILLIAMS, Lowell	ILB	6- 1	200	Fr.	RS	Missouri City, Texas (Marshall)	S 4/4
84	WOOD, Alex	TE	6- 2	255	So.	VR	Steamboat Springs, Colo. (Steamboat Springs)	WO 3/3
33	YATES, Richard	DB	6- 2	180	Fr.	HS	Lakewood, Colo. (Kent Denver)	WO 5/4
46	YELLEN, Cody	TE	6- 3	225	Fr.	HS	Trabuco Canyon, Calif. (Mater Dei)	WO 5/4

Heights and weights recorded as of July 7, 2011. **EXPERIENCE KEY:** #L—indicates number of letters earned through 2010; HS—high school; JC—junior college transfer; RS—freshman redshirt in 2010; TR—transfer; VR—varsity reserve performer. **STATUS KEY:** S—scholarship, WO—walk-on; #/#—clock as of start of 2011 season, i.e., 2/1: two years available to play one in eligibility.

Inactive Roster Players (Injured/Ineligible/Etc.)

No.	Player	Pos.	Ht.	Wt.	Class	Exp.	Hometown (High School/Previous College)	Reason	Status
21	BELL, Jered	DB	6- 0	190	So.	1L	Ontario, Calif. (Colony)	Injured (knee)	S 4/3
29	HUNTER, Harrison	DB	5-10	175	So.	TR	Fountain, Colo. (Fountain-Fort Carson/Fort Lewis)	Transfer	WO 4/3
---	WOOD, Connor	QB	6- 3	225	Fr.	TR	Houston, Texas (Second Baptist/Texas)	Transfer	WO 4/3

January Enrollment (Grayshirt)

No.	Player	Pos.	Ht.	Wt.	Class	Exp.	Hometown (High School/Previous College)	Status
74	KELLEY, Alex	C	6- 3	295	Fr.	HS	Oceanside, Calif. (Vista)	S 5/4

2011 UNIVERSITY OF COLORADO BUFFALO FOOTBALL STATISTICS

Won 0, Lost 1 (0-0 Pac-12)

RESULTS/Attendance (◆—Pac-12 Game)		Result	Time	Attendance				
S 3	at Hawai'i	L 17-34	3:20	35,645				
S 10	CALIFORNIA		1:30 p.m. MDT					
S 17	Colorado State (Denver)		11:30 a.m. MDT					
S 24	at Ohio State		TBA					
O 1	◆ WASHINGTON STATE		TBA					
O 8	◆ at Stanford		TBA					
O 15	◆ at Washington		TBA					
O 22	◆ OREGON		TBA					
O 29	◆ at Arizona State		TBA					
N 4	◆ SOUTHERN CALIFORNIA (N)		7:00 p.m. MST					
N 12	◆ ARIZONA		TBA					
N 19	◆ at UCLA		TBA					
N 25	◆ at Utah		1:30 p.m. MST					
SCORE-BY-QUARTERS		1	2	3	4	OT	—	Total
COLORADO		0	0	14	3	x	—	17
Opponents		3	14	7	10	x	—	34
TEAM STATISTICS		Colorado				Opponents		
FIRST DOWNS		15				19		
by rushing		4				7		
by passing		11				10		
by penalty		0				2		
FIRST DOWN PLAYS/YARDS		26/105				27/164		
average gain on first down		4.04				6.07		
THIRD DOWN EFFICIENCY		2-12				8-16		
percentage		16.7				50.0		
FOURTH DOWN EFFICIENCY		0-2				1-1		
percentage		0.0				100.0		
RUSHING ATTEMPTS		28				32		
yards gained		73				198		
yards lost		56				33		
NET RUSHING YARDS		17				165		
average per rush		0.61				5.16		
average per game		17.0				165.0		
PASSING ATTEMPTS		30				33		
passes completed		16				20		
had intercepted		1				0		
completion percentage		53.3				60.6		
NET PASSING YARDS		223				178		
average per attempt		7.43				5.39		
average per completion		13.9				8.9		
average per game		223.0				178.0		
QB's sacked/yards lost		7/44				5/30		
TOTAL OFFENSIVE PLAYS		58				65		
TOTAL NET YARDS		240				343		
AVERAGE GAIN PER PLAY		4.14				5.28		
AVERAGE PER GAME		240.0				343.0		
FUMBLES-LOST		0/30				1-1		
PENALTIES/YARDS		7/58				5/50		
Offensive		3/20				2/10		
Defensive		2/29				1/10		
Special Teams		2/9				1/15		
Bench/Fans/NCAA Unsportsmanlike		0/0				1/15		
TURNOVERS (Margin: E/+0.00)		1				1		
TOTAL RETURN YARDS		0				51		
Punt Returns: No-Yards		0-0				3-19		
Interceptions: No-Yards		0-0				1-32		
Misc. (Fumble/Blk. FG) Returns		0-0				0-0		
KICKOFF RETURNS: No-Yards		7-74				2-71		
average per return		10.6				35.5		
PUNTS		7				5		
yards		314				213		
gross average		44.9				42.6		
yard deductions: returns/touchbacks		19/0				0/0		
net yards		295				213		
net average		42.1				42.6		
DEFENSIVE/tackles for loss		6-31				10-55		
quarterback sacks/yards		5/30				7/44		
quarterback hurries		1				3		
passes broken up		3				3		
forced fumbles		1				0		
BLOCKED KICKS (Special Teams)		0				0		
TIME OF POSSESSION		29:01				30:59		
average per game		29:01				30:59		
TIME SPENT IN THE LEAD (tied 5:11)		0:00				54:49		
TIMES PENETRATED OPPONENT 20		2				5		
scores/td,fg		2/1,1				5/3,2		
GOAL-TO-GO SITUATIONS		0				1		
scores/td,fg		0/0,0				1/1,0		
TOTAL DRIVES		13				13		
drives ended by:		TD				2		
FGMade/FGMiss		1/0				2/0		
Punt/Downs		7/1				5/0		
TO/SAF/Clock		1/0/1				1/0/1		
TOTAL POINTS		17				34		
average per game		17.0				34.0		

RUSHING					—avg. per—								high			
Player	G	Att	Gain	Loss	NET	att.	game	TD	Long	10+	5+	game				
Rodney Stewart.....	1	18	63	11	52	2.89	52.0	0	12	2	6	52				
Tyler Hansen.....	1	10	10	45	-35	-3.50	-35.0	0	8	0	1	-35				
Team (<i>k-downs, snaps</i>)	-	0	0	0	-0	-				
PASSING					—avg. per—								TOTAL OFFENSE			
Player	G	Att-Com-Int	(T)	Pct.	Yards	att.	comp.	TD	Long	Sacked	Att.	Yards	Avg.			
Tyler Hansen.....	1	30- 16- 1	(0)	53.3	223	7.4	13.9	2	52	7/ 44	40	188	4.7			
Team (<i>spiked passes</i>)	0-	0- 0	...	0.0	0/ 0	0	-0	-0.0			
NCAA Ratings: Hansen 131.1. Passes w/o INT: Hansen 0, Stewart 1.																
RECEIVING					---avg. per---								high games			
Player	G	No.	Yards	rec.	game	TD	Long	20+	10+	rec	yards					
Rodney Stewart.....	1	4	98	24.5	98.0	0	52	2	3	4	4-98					
Paul Richardson.....	1	3	49	16.3	49.0	2	21t	1	3	3	3-49					
Ryan Deehan.....	1	3	29	9.7	29.0	0	16	0	1	3	3-29					
Tyler McCulloch.....	1	2	25	12.5	25.0	0	19	0	1	2	2-25					
Kyle Cefalo.....	1	2	16	8.0	16.0	0	8	0	0	2	2-16					
Tyler Ahles.....	1	1	6	6.0	6.0	0	6	0	0	1	1- 6					
DaVaughn Thornton ...	1	1	1	1.0	1.0	0	1	0	0	1	1- 1					
SCORING					Touchdowns-----2Pt.											
Player	G	Total	Rush	Rec.	Ret.	PAT	EP-EPA	FG-FGA	Saf	DEX	PTS					
Paul Richardson.....	1	2	0	2	0	0-0	0-0	0-0	--	--	12					
Will Oliver.....	1	0	0	0	0	0-0	2-2	1-1	--	--	5					
COLORADO.....	1	2	0	2	0	0-0	2-2	1-1	0	0	17					
Opponents.....	1	4	3	1	0	0-0	4-4	2-2	0	0	34					
PUNTING					In								had	Ret.	Net	Net
Player	G	No.	Yards	Avg.	Long	20	50+	TB	blk	Yds.	Yds	Avg.				
Darragh O'Neill.....	1	7	314	44.86	56	4	2	0	0	19	295	42.1				
Opponents.....	1	5	213	42.60	52	0	1	0	0	0	213	42.6				
FIELD GOALS					G	10-19	20-29	30-39	40-49	50-59	60+	Total	Pct.	Long		
Will Oliver.....	1	0-0	0-0	1-1	0-0	0-0	0-0	0-0	1- 1	100.0	34					
(34)																
Opponents.....	1	0-0	1-1	1-1	0-0	0-0	0-0	0-0	2- 2	100.0	38					
ALL-PURPOSE YARDS (Top 2)					G	Plays	Rush	Rec.	PR	KOR	Total	Avg.	Avg./G			
Rodney Stewart.....	1	22	52	98	0	0	0	0	0	0	150	6.8	150.0			
Paul Richardson.....	1	3	0	49	0	0	0	0	0	0	49	16.3	49.0			

PUNT RETURNS	
Player	G No. Yards Avg. Long TD
None	

KICKOFF RETURNS	
Player	G No. Yards Avg. Long TD
Tony Jones	1 1 16 16.0 16 0
Arthur Jaffee	1 2 21 10.5 17 0
Brian Lockridge	1 3 31 10.3 12 0
Evan Harrington	1 1 6 6.0 6 0

DEFENSIVE

DEFENSIVE SCRIMMAGE SNAPS: 65. TOUCHDOWN SAVES (2): Obi, Polk.
INTERCEPTIONS CAUSED (0): None. **SAFETIES (0):** None. **SACKS FOR 0 (0):** deducted from TFL count): None; Opponents 0.

Site	G	Attendance	Average	High	W-L
In Boulder	0	0	0.0	0	0-0
On The Road ...	1	35,645	35,645.0	35,645	0-1
Neutral.....	0	0	0.0	0	0-0

Player	G	No.	Yards	Avg.	Long	TD
None						

Player (CP)	UT	UT/20	AT	AT/20	FF	FR	KSD	WB	DP	BLK	RK	FFC	FDF	POINTS
Ryan Iverson	2	1	0	0	0	0	0	0	0	0	3	0	6	= 2
Tyler Ahles	1	1	0	0	0	0	0	0	0	0	0	0	0	= 1
Justin Castor	1	0	0	0	0	0	0	0	0	0	0	0	0	= 1
Brady Daigh	0	0	1	0	0	0	0	0	0	0	0	0	0	= 1
Josh Ford	0	0	1	0	0	0	0	0	0	0	0	0	0	= 1
Jon Major	0	0	1	0	0	0	0	0	0	0	0	0	0	= 1
Evan Harrington	0	0	0	0	0	0	1	0	0	0	0	0	0	= 1
Douglas Rippey	1	0	0	0	0	0	0	0	0	0	0	0	0	= 1
Derrick Webb	0	0	0	0	0	0	1	0	0	0	0	0	0	= 1

AT-A-GLANCE SUMMARIES

[illegible]

SCORING DRIVES (Game-By-Game)

Opponent	Plays	Yards	Time	Result	Qtr	(Down) How	PAT	Quarterback
Hawai'i	6	73	2:50	TD	3	(1) Richardson 15 pass from Hansen	Oliver	Hansen
Hawai'i	6	63	1:08	TD	3	(1) Richardson 21 pass from Hansen	Oliver	Hansen
Hawai'i	5	17	1:53	*FG	4	(4) Oliver 28 FG	Hansen

(*—scored following a turnover)

Drive Analysis

DISTANCE	COLORADO		OPPONENT	
Length	TD	FG	TD	FG
(minus)	—	0	—	0
0—9	0	0	0	1
10—19	0	1	0	0
20—29	0	0	0	0
30—39	0	0	0	0
40—49	0	0	2	0
50—59	0	0	1	0
60—69	1	0	0	1
70—79	1	0	0	0
80—89	0	0	1	0
90—99	0	0	0	0

GAME OPENING DRIVES

Game	COLORADO			OPPONENT		
	Pts	FD	Yds	Pts	FD	Yds
Hawai'i	0	0	-1	0	0	3
California	0	0	0	0	0	0
Colorado State	0	0	0	0	0	0
Ohio State	0	0	0	0	0	0
Washington State	0	0	0	0	0	0
Stanford	0	0	0	0	0	0
Washington	0	0	0	0	0	0
Oregon	0	0	0	0	0	0
Arizona State	0	0	0	0	0	0
Southern California	0	0	0	0	0	0
Arizona	0	0	0	0	0	0
UCLA	0	0	0	0	0	0
Utah	0	0	0	0	0	0

SECOND HALF OPENING DRIVES

Game	COLORADO			OPPONENT		
	Pts	FD	Yds	Pts	FD	Yds
Hawai'i	7	3	73	7	3	48
California	0	0	0	0	0	0
Colorado State	0	0	0	0	0	0
Ohio State	0	0	0	0	0	0
Washington State	0	0	0	0	0	0
Stanford	0	0	0	0	0	0
Washington	0	0	0	0	0	0
Oregon	0	0	0	0	0	0
Arizona State	0	0	0	0	0	0
Southern California	0	0	0	0	0	0
Arizona	0	0	0	0	0	0
UCLA	0	0	0	0	0	0
Utah	0	0	0	0	0	0

(*—drive ended by a turnover)

POSSESSIONS AT-A-GLANCE

	No.	Plays	Avg. Snaps	3-Plays & Out*		Snaps/TD
Colorado	13	58	4.46	6		29.0 (2)
Opponent	13	65	5.00	5		16.3 (4)

(*—less if there is a turnover; must not have earned a first down or scored a touchdown.)

Yards Per Play—TD Drives: 14.6 (10-146); FG Drives: 4.3 (4-17); Non-Scoring Drives: 1.8 (44-77).

LONGEST PLAYS (TOP 10)

COLORADO

Yards	Opponent	Player(s)
52	Hawai'i	Rodney Stewart pass from Tyler Hansen
26	Hawai'i	Rodney Stewart pass from Tyler Hansen
21	Hawai'i	Paul Richardson pass from Tyler Hansen (TD)
19	Hawai'i	Tyler McCulloch pass from Tyler Hansen
16	Hawai'i	Ryan Deehan pass from Tyler Hansen
Long run:		
12	Hawai'i	Rodney Stewart run

Number of plays 20-plus yards in length: 3 (3 pass, 0 rush)
Number of plays 40-plus yards in length: 1 (1 pass, 0 rush)

Returns

Type	Yards	Opponent	Player
KICKOFF	17	Hawai'i	Arthur Jaffee
PUNT	---		
INTERCEPTION	---		
FUMBLE	---		

Number of returns 20+ yards in length: 0 (0 kickoff, 0 punt, 0 interception, 0 fumble, 0 misc.)
Number of returns 30+ yards in length: 0 (0 kickoff, 0 punt, 0 interception, 0 fumble, 0 misc.)

OPPONENT

Yards	Opponent	Player(s)
57	Hawai'i	Bryant Moniz run (TD)
34	Hawai'i	Bryant Moniz run
28	Hawai'i	Billy Ray Stutzman pass from Bryant Moniz
22	Hawai'i	Bryant Moniz run
22	Hawai'i	Joey Iosefa pass from Bryant Moniz

Number of plays 20-plus yards in length: 5 (2 pass, 3 rush)
Number of plays 40-plus yards in length: 1 (0 pass, 1 rush)

Returns

Type	Yards	Opponent	Player
KICKOFF	48	Hawai'i	Mike Edwards
PUNT	11	Hawai'i	Scott Harding
INTERCEPTION	32	Hawai'i	Art Laurel
FUMBLE	---	Hawai'i	

Number of returns 20+ yards in length: 3 (2 kickoff, 0 punt, 1 interception, 0 fumble, 0 misc.)
Number of returns 30+ yards in length: 2 (1 kickoff, 0 punt, 1 interception, 0 fumble, 0 misc.)

Colorado Football Statistics / 4-4-4

FIRST DOWN RUSHING

Player	Att.	Yards	Avg.	FD	TD	Long
Rodney Stewart.....	10	12	1.2	2	0	12
Tyler Hansen	2	1	0.5	0	0	0

FIRST DOWN PASSING

Player	Att-Com-Int	Pct.	Yards	FD	TD	Long	Sacked
Tyler Hansen	11-9-0	81.8	113	6	2	21t	3/21

FIRST DOWN RECEIVING

Player	Att.	Yards	Avg.	FD	TD	Long
Paul Richardson.....	3	49	16.3	3	2	21t
Tyler McCulloch.....	2	25	12.5	1	0	19
Ryan Deehan.....	2	21	10.5	1	0	16
Rodney Stewart.....	1	12	12.0	1	0	12
Tyler Ahles.....	1	6	6.0	0	0	6

THIRD-FOURTH DOWN RUSHING

Player	Att.	FD/TD	Pct.	Yards	Avg.	TD	Att.-FD
Rodney Stewart	1	0	0.0	8	8.0	0	0-0
Tyler Hansen	1	0	0.0	6	6.0	0	0-0

THIRD-FOURTH DOWN PASSING

Player	Att-Com-Int	Pct.	Yards	FD	TD	Long	Sacked
Tyler Hansen.....	10-3-1	30.0	24	2	0	8	2/13

THIRD-FOURTH DOWN RECEIVING

Player	Att.	Yards	Avg.	FD	TD	Long
Kyle Cefalo.....	1	8	8.0	1	0	8
Ryan Deehan.....	1	8	8.0	1	0	8
Rodney Stewart	1	8	8.0	0	0	8

NON-OFFENSIVE SCORES (0)

vs. Opponent	Player	Play
None		

By Opponent (0)	Player	Play
None		

QUARTERBACK SACKS (5-30)

Hawai'i (5-30): Uzo-Diribe 1½-10, Hartigan 1-8, Mahnke 1-5, Sandersfeld 1-3, Rippy ½-4.

2011 COLORADO BUFFALO SINGLE-GAME HIGHS

Individual

LONGEST SCORING RUN— N/A
LONGEST NON-SCORING RUN— 12, Rodney Stewart at Hawai'i
LONGEST SCORING PASS— 21, Paul Richardson from Tyler Hansen at Hawai'i
LONGEST NON-SCORING PASS— 52, Rodney Stewart from Tyler Hansen at Hawai'i
LONGEST KICKOFF RETURN— 17, Arthur Jaffee at Hawai'i
LONGEST PUNT RETURN— N/A
LONGEST INTERCEPTION RETURN— N/A
LONGEST PUNT— 56, Darragh O'Neill at Hawai'i
LONGEST FIELD GOAL— 34, Will Oliver at Hawai'i
MOST TOUCHDOWNS— 2, Paul Richardson at Hawai'i
MOST RUSHING ATTEMPTS— 18, Rodney Stewart at Hawai'i
MOST RUSHING YARDS— 52, Rodney Stewart at Hawai'i
MOST PASS ATTEMPTS— 30, Tyler Hansen at Hawai'i
MOST PASS COMPLETIONS— 16, Tyler Hansen at Hawai'i
MOST INTERCEPTIONS THROWN— 1, Tyler Hansen at Hawai'i
MOST PASSING YARDS— 223, Tyler Hansen at Kansas
MOST TOUCHDOWN PASSES— 2, Tyler Hansen at Hawai'i
MOST RECEPTIONS— 4, Rodney Stewart at Hawai'i
MOST RECEIVING YARDS— 98, Rodney Stewart at Hawai'i
MOST TOTAL OFFENSIVE PLAYS— 40, Tyler Hansen at Hawai'i
MOST TOTAL OFFENSE— 188, Tyler Hansen at Kansas (223 pass, -35 rush)
MOST FIELD GOALS ATTEMPTED— 1, Will Oliver at Hawai'i
MOST FIELD GOALS MADE— 1, Will Oliver at Hawai'i
MOST TACKLES— 7, by three players at Hawai'i (Orms, Polk, Rippy)
MOST SOLO TACKLES— 6, Douglas Rippy at Hawai'i
MOST TACKLES FOR LOSS— 2, Patrick Mahnke & Chidera Uzo-Diribe at Hawai'i
MOST QUARTERBACK SACKS— 1½, Chidera Uzo-Diribe at Hawai'i
MOST QUARTERBACK HURRIES— 1, Douglas Rippy at Hawai'i
MOST INTERCEPTIONS— N/A
MOST PASSES BROKEN UP— 1, by three players at Hawai'i (Obi, Orms, Sandersfeld)
MOST THIRD/FOURTH DOWN STOPS— 2, Parker Orms at Hawai'i
MOST GREAT EFFORT BLOCKS (GEB, OL)— 5, Ryan Miller at Hawai'i
MOST SPECIAL TEAM POINTS— 6, Ryan Iverson at Hawai'i (2 TT, 1 ln20, 3 FFC)

Team Bests/Highs

MOST FIRST DOWNS— 15, at Hawai'i
MOST RUSHING ATTEMPTS— 28, vs. Hawai'i
MOST RUSHING YARDS— 17, vs. Hawai'i
MOST PASS ATTEMPTS— 30, at Hawai'i
MOST COMPLETIONS— 16, at Hawai'i
MOST INTERCEPTIONS THROWN— 1, at Hawai'i
MOST PASSING YARDS— 223, at Hawai'i
MOST OFFENSIVE PLAYS— 58, at Hawai'i
MOST TOTAL OFFENSE— 240, at Hawai'i
FEWEST FUMBLES— 3, at Hawai'i
MOST FUMBLES— 3, at Hawai'i
FEWEST TURNOVERS— 1, at Hawai'i
MOST TURNOVERS— 1, at Hawai'i
MOST TIME OF POSSESSION— 29:01, vs. Hawai'i
LONGEST TOUCHDOWN DRIVE— 73 yards (6 plays), at Hawai'i
LONGEST FIELD GOAL DRIVE— 17 yards (5 plays), at Hawai'i

Defensive Bests

FEWEST FIRST DOWNS ALLOWED— 19, by Hawai'i
FEWEST RUSHING ATTEMPTS ALLOWED— 32, by Hawai'i
FEWEST RUSHING YARDS ALLOWED— 165, vs. Hawai'i
FEWEST PASS ATTEMPTS ALLOWED— 33, by Hawai'i
FEWEST PASS COMPLETIONS ALLOWED— 20, by Hawaii
FEWEST PASSING YARDS ALLOWED— 178, by Hawai'i
MOST INTERCEPTIONS— N/A
FEWEST TOTAL PLAYS ALLOWED— 65, by Hawai'i
FEWEST TOTAL YARDS ALLOWED— 343, by Hawai'i
MOST FUMBLES FORCED— 1, at Hawai'i
MOST TURNOVERS GAINED— 1, at Hawai'i
MOST PASSES BROKEN UP— 3, at Hawai'i
MOST QUARTERBACK SACKS— 5, vs. Hawai'i
MOST QUARTERBACK HURRIES— 1, at Hawai'i
MOST TACKLES FOR LOSS— 6, at Hawai'i

OFFENSIVE LINE STATISTICS

	Play Count-----												Total	Season Totals		
Player	HAW	CAL	CSU	OSU	WSU	STAN	WSH	UO	ASU	USC	UA	UCLA	UTAH	Plays	GEB	TDB
ADKINS.....	58													58	1	0
BAKHTIARI.....	7													7	0	0
DANNEWITZ.....	51													51	0	0
HARRIS.....	58													58	3	0
HANDLER.....	14													14	0	0
MILLER.....	58													58	5	0
MUNYER.....	44													44	2	0

KEY: Play count in bold indicates game grade of 80 percent or better; GEB—Great Effort Blocks (knockdowns/downfield blocks/blown off the line/finishes); TDB—Touchdown Blocks (direct).

FG/PAT TEAM PLAY COUNT (3): Ahles 3, Bahr 3, Clark 3, Daigh 3, Dannewitz 3, Deehan 3, Munyer 3, Tau 3 (*Snappers: Iverson 3; Holders: Gorman 3; Kickers: Oliver 3*).

PUNT TEAM SNAPS (7; includes fakes, roughing calls): Iverson 7.

GAME-BY-GAME INDIVIDUAL CHARTS

RUSHING

	FORD			GOODSON			HANSEN			JONES			LOCKRIDGE			STEWART			Receivers			HANSEN			HIRSCHMAN			SCHROCK			
Opponent	Att	Yds	TD	Att	Yds	TD	Att	Yds	TD	Att	Yds	TD	Att	Yds	TD	Att	Yds	TD	Att	Yds	TD	A-C-I	Yds	TD	A-C-I	Yds	TD	A-C-I	Yds	TD	
Hawai'i	0	0	0	----	DNP	----	10	-35	0	0	0	0	0	0	0	18	52	0	0	0	0	0	30-16-1	223	2	----	DNP	----	----	DNP	----

RECEIVING

Opponent	No	Yds	TD	No	Yds	TD	No	Yds	TD	No	Yds	TD	No	Yds	TD	No	Yds	TD	No	Yds	TD	No	Yds	TD	No	Yds	TD	No	Yds	TD						
Hawai'i	----	DNP	----	2	15	0	0	0	0	3	29	0	0	0	0	0	0	0	0	0	0	2	25	0	3	49	2	----	DNP	----	4	98	0	1	1	0

DEFENSIVE

Opponent	UT,AT-TKL	TFL	Other	UT,AT-TKL	TFL	Other	UT,AT-TKL	TFL	Other	UT,AT-TKL	TFL	Other	UT,AT-TKL	TFL	Other	UT,AT-TKL	PD	Other	UT,AT-TKL	TFL	Other				
Hawai'i	0, 0—	0	0-0	0, 1—	1	0-0	-----ST ONLY-----	1, 0—	1	0-0	5, 1—	6	1-8	QBS,3D	2, 0—	2	0	3DS	0, 0—	0	0-0

	MAHNKE				MAJOR				NOBRIGA				OBI				OLATOYE				ORMS				PERICAK								
Opponent	UT.	AT-TKL	TFL	Other	UT.	AT-TKL	TFL	Other	UT.	AT-TKL	TFL	Other	UT.	AT-TKL	TFL	Other	UT.	AT-TKL	PD	Other	UT.	AT-TKL	PD	Other	UT.	AT-TKL	TFL	Other					
Hawai'i	2	1	-3	2-6	QBS	3	3	-6	0-0	QCD	DNP	3	0	-3	0-0	FR,PBU	0	0	-0	0	4	3	-7	1	2-3DS	1	3	-4	0-0

	PERKINS				POLK				RIPPY				SANDERSFELD				SMITH				UZO-DIRIBE				WEBB			
Opponent	UT.AT	TKL	PD	Other	UT.AT	TKL	PD	Other	UT.AT	TKL	TFL	Other	UT.AT	TKL	PD	Other	UT.AT	TKL	PD	Other	UT.AT	TKL	TFL	Other	UT.AT	TKL	TFL	Other
Hawai'i	2, 0	2	0	4, 3	7	0	6, 1	7	1-4	TZ,3DS	4, 2	6	1	3DS	0, 0	0	0	3, 0	3	2-10	FF	3, 3	6	0-0

DRIVE ENGINEERING		Drives										Points		Pts./		Quarterback		**Directing Offense		
Quarterback	Started	TD	FG	FGA	PNT	DWN	TRN	SAF	CLK	RPL	Yielded	Drive	Drive Efficiency*	Plays	Yards	Avg.				
TYLER HANSEN	13	2	1	0	7	1	1	0	1	0	17	1.31	23.1%	25.0%	57	241	4.23			
OPPONENTS	13	4	2	0	5	0	1	0	1	0	34	2.62	46.2%	50.0%	63	345	5.48			

*—second number is the percentage the QB has put his team in position to score, allowing for missed field goals and minus drives ended by the clock.
**—excludes kneel-downs, spiked passes and fake/muffed punt plays when not actually directing offense: Hansen 1-(-1); Opponents 2-(-2).

KICKOFF ANALYSIS		No.										Opp.		OSY		ASY		YARDAGE SUMMARY						
Kicker	Total	Ret.	FC	MF	NA	TB	EZ+	In20/25	OB	OnS	SQB	OSY	Ret.	ASY	Ret.	Team	Plays	20+	10+	5+	0	Neg.		
JUSTIN CASTOR	4	2	0	0	0	1	1	0/1	1	(0)	(0)	137	77	O34	O39	Colorado	58	3	10	22	15	11		
OPPONENTS.....	7	7	0	0	0	0	0	3/3	0	(0)	(0)	182	182	O26	O26	Opponent	65	5	15	24	15	8		

KICKOFF KEY: MF—muffed; NA—no attempt at a return; EZ+—through or over end zone; OSY—Opponent Starting Yardline; ASY—Average Starting Yardline; Ret—averages using returned kicks only. OnSides (OnS), short squibs (SQB) and free kicks are omitted in figuring the above; out-of-bounds are not; returns may not add to team totals due to those credited on on-side kicks; free kicks following safeties NOT included. **FREE KICKS:** Colorado 0, Opponents 0.

FIRST DOWN TENDENCIES	Rushing-----			*Passing-----			OVERALL-----			Times Gained-----						Miscellany----			Second Half		
	Plays	Yards	Avg.	Plays	Yards	Avg.	Plays	Yards	Avg.	20+	10+	5+	2-	0	Neg.	TD	QBS	TO	Att.	Yards	Avg.
COLORADO	12	13	1.1	14	92	6.6	26	105	4.04	1	7	10	14	3	7	2	3	0	13	57	4.4
Opponents	15	102	6.8	12	62	5.2	27	164	6.07	2	5	10	12	5	4	2	2	1	14	32	2.3

*—kept like the NFL in that quarterback sacks are deducted from passing to present the accurate picture.

YARDS GAINED ANALYSIS		1st Down-----			2nd Down-----			3rd Down-----			4th Down-----			Season-----			*By Quarter-----				Opp. Territory-----			Breakdown-----		
Team		Att.	Yards	Avg.	Att.	Yards	Avg.	Att.	Yards	Avg.	Att.	Yards	Avg.	Att.	Yards	Avg.	1st	2nd	3rd	4th	Att.	Yards	Avg.	+	0	-
COLORADO		26	105	4.0	18	111	6.2	12	30	2.5	2	-5	-2.5	58	240	4.14	36	64	157	-17	16	83	5.2	32	15	11
Opponents		27	164	6.1	21	58	2.8	16	118	7.4	1	3	3.0	65	343	5.28	98	128	39	78	33	139	4.2	42	15	8

*—Overtime Yards: Colorado 0, Opponent 0. **Drives In Opponent Territory (minus those with 50+scores):** Colorado 6/13 (46.2%, 13.8 yards per drive); Opp. 7/13 (53.8%, 19.9 ypd)

THIRD DOWN EFFICIENCY ANALYSIS		3rd Down and-----															Second				
Team		1	2	3	4	5	6	7	8	9	10	11-14	15-19	20+	RUSH	PASS	Half	TOTAL	PCT.		
COLORADO		0-0	0-0	0-0	2-2	0-0	0-1	0-0	0-1	0-0	0-0	0-3	0-3	0-2	0-2	2-10	1-6	2-12	16.7		
Opponents		0-1	1-1	1-1	0-0	2-4	2-2	1-2	0-0	1-1	0-2	0-0	0-1	0-1	3-5	5-11	4-8	8-16	50.0		

AVERAGE YARDS TO GO: Colorado 12.5 (12/150); Opponents 7.9 (16/127). **SECOND DOWN EFFICIENCY:** Colorado 6-18 (33.3%; 1-4 yds: 2-2), Opponent 4-21 (19.0; 1-4 yds: 2-3).

TURNOVER ANALYSIS																											
Team	TO	Opp.		Pct.(Pts.)	Own Territory-----						Opponent Territory-----						By Quarter-----						Last 2 Min./OT**				
		PTS	(TD,FG)		EZ/G-10	11-20	21-30	31-40	41-50	49-40	39-30	29-20	19-10	9-6/EZ	=	Total	(TD*)	1st	2nd	3rd	4th	OT	1st-H	2nd-H			
COLORADO	1	3	(0,1)	8.8	(34)	0	0	0	0	1	0	0	0	0	0	=	1	(0)	0	0	0	1	0	0	(0)	0	(0)
Opponents	1	3	(0,1)	17.6	(17)	0	0	0	1	0	0	0	0	0	0	=	1	(0)	0	0	1	0	0	0	0	(0)	(0)

First Offensive Play After Gaining Turnover: Colorado 1-19, 19.0 avg., 19 long, 0 TD (0-0 rush/1-1-0, 19 pass; 0 Ret TD); Opponent: 1-4, 4.0 avg., 4 long, 0 TD (1-4 rush/0-0-0, 0 pass; 0 Ret TD).

*—interception or fumble returns for a touchdown; **—number in parenthesis is number of turnovers in last 2-minutes while team is protecting lead or trying to tie or go ahead.

YARDS LOST DUE TO PENALTIES			GOAL-TO-GO SITUATIONS														
	Colorado	Opponent	Summary-----								GTG Plays-----			1-Yard Line			
Times Penalized After Offensive Gain.....	2	0	Team	Total	TD	FG	FGA	TO	DWN	CLK	Plays	TDs	Pct.	Plays	TDs		
Yards Lost Due To Penalties.....	33	0	COLORADO.....	0	0	0	0	0	0	0	0	0	0.0	0	0		
Touchdowns Cost.....	0	0	OPPONENTS.....	1	1	0	0	0	0	0	2	1	50.0	1	1		
First Downs Lost.....	1	0															

EXPANDED PUNTING																	Inside Own 25-----			Opp. Territory		Adjusted 50 & Out		
Player	Punts	Yards	Avg.	Spot	Ret.	Yards	Return	Return	Pct. Not	Net	In20 / 10 / 5	TB	FC	60+	No.	Yds.	Avg.	No.-Yds (In20)	No.	Yds.	Avg.			
DARRAGH O'NEILL.....	7	314	44.86	C33	3	19	6.3	11	57.1	42.14	4 / 1 / 0	0	3	0	3	149	49.7	1-31 (1)	6	283	47.2			
(Average Spot—the yardline where punts average from: O'Neill 7/234)																								

AVERAGE STARTING FIELD POSITION		Colorado	Opponent
Drives Started		13	13
Cumulative Starting Yardlines		415	470
Average Field Position		C32	O36
Drives Started In Plus Territory		1	4
Scores/TD,FG		1/0,1	3/2,1
FGA/Punts/Downs/Clock		0/0/0/0	0/0/0/0
Turnovers/Ran Out Clock		0/0	0/1
Points		3	17
Drives Started Inside/At Own 20		2 (2/0)	6 (4/2)
Points Scored (TD/FG)		0 (0/0)	10 (1/1)

SCORING PERCENTAGE INSIDE-THE-20 (Red Zone)		Colorado	Opponent
Times Penetrated Opponent 20		2	5
Total Scores		2	5
Touchdowns (Rush/Pass)		1 (0/1)	3 (2/1)
Field Goals-Attempts		1-1	2-2
Turnovers/Downs/Punts/Clock		0/0/0/0	0/0/0/0
Scores From Outside the 20/TD,FG		1/1,0	1/1,0
Scoring Percentage (TD Pct.)		100.0 (50.0)	100.0 (60.0)
Total Red Zone Plays/Yards (Avg.)		4/13 (3.3)	14/29 (2.1)
Third Down Efficiency		0-1/0.0	1-2/50.0
Fourth Down Efficiency		0-0/0.0	0-0/0.0
*Ran Out Clock Not Trying To Score		0	1

(*—not included in total count above; the 20 IS NOT in the Red Zone)

FIRST DOWNS EARNED								FUMBLES	
Player	Rush	Pass	Rec.	—	Total	(3/4)	Player	No-Lost	
TYLER HANSEN	0	11	0	—	11	(2)	JAFFEE	2-0	
RODNEY STEWART	4	0	3	—	7	(0)	HANSEN	1-0	
PAUL RICHARDSON	0	0	3	—	3	(0)	TEAM TOTAL	3-0	
KYLE CEFALO	0	0	2	—	2	(1)			
RYAN DEEHAN	0	0	2	—	2	(1)			
TYLER McCULLOCH	0	0	1	—	1	(0)			

MISCELLANEOUS		Colorado	Opponent
Points Scored Last 2 Minutes (Total/1st, 2nd)		0/0,0	7/7,0